



**HAL**  
open science

**Correction: Gasperi et al. Micropollutants in Urban Runoff from Traffic Areas: Target and Non-Target Screening on Four Contrasted Sites. *Water* 2022, 14, 394**

Johnny Gasperi, Julien Le Roux, Steven Deshayes, Sophie Ayrault, Louise Bordier, Lila Boudahmane, H el ene Budzinski, Emilie Caupos, Nad ege Caubri ere, Kelsey Flanagan, et al.

► **To cite this version:**

Johnny Gasperi, Julien Le Roux, Steven Deshayes, Sophie Ayrault, Louise Bordier, et al.. Correction: Gasperi et al. Micropollutants in Urban Runoff from Traffic Areas: Target and Non-Target Screening on Four Contrasted Sites. *Water* 2022, 14, 394. *Water*, 2022, 14 (14), pp.2215. 10.3390/w14142215 . hal-03730177

**HAL Id: hal-03730177**

**<https://enpc.hal.science/hal-03730177>**






Submitted on 16 Jan 2024

**HAL** is a multi-disciplinary open access archive for the deposit and dissemination of scientific research documents, whether they are published or not. The documents may come from teaching and research institutions in France or abroad, or from public or private research centers.

L'archive ouverte pluridisciplinaire **HAL**, est destin ee au d ep ot et  a la diffusion de documents scientifiques de niveau recherche, publi es ou non,  emanant des  tablissements d'enseignement et de recherche fran ais ou  trangers, des laboratoires publics ou priv es.

Correction

## Correction: Gasperi et al. Micropollutants in Urban Runoff from Traffic Areas: Target and Non-Target Screening on Four Contrasted Sites. *Water* 2022, 14, 394

Johnny Gasperi <sup>1,2</sup>, Julien Le Roux <sup>2</sup>, Steven Deshayes <sup>3</sup>, Sophie Ayrault <sup>4</sup>, Louise Bordier <sup>4</sup>, Lila Boudahmane <sup>2</sup>, Hélène Budzinski <sup>5</sup>, Emilie Caupos <sup>2</sup>, Nadège Caubrière <sup>1</sup>, Kelsey Flanagan <sup>3,6</sup>, Martin Guillon <sup>1</sup>, Nina Huynh <sup>2</sup>, Pierre Labadie <sup>5</sup>, Laurent Meffray <sup>7,8</sup>, Pascale Neveu <sup>9</sup>, Chandirane Partibane <sup>3</sup>, Julien Paupardin <sup>10</sup>, Mohamed Saad <sup>3</sup>, Lucie Varnede <sup>7,11</sup> and Marie-Christine Gromaire <sup>3,\*</sup>

- <sup>1</sup> GERS-LEE, Université Gustave Eiffel, IFSTTAR, F-44344 Bouguenais, France; johnny.gasperi@univ-eiffel.fr (J.G.); nadege.caubriere@univ-eiffel.fr (N.C.); martin.guillon@univ-eiffel.fr (M.G.)
- <sup>2</sup> Leesu, Université Paris Est Creteil, Ecole des Ponts, F-94010 Creteil, France; julien.le-roux@u-pec.fr (J.L.R.); lila.boudahmane@u-pec.fr (L.B.); emilie.caupos@u-pec.fr (E.C.); tinh-nghi-nina.huynh@u-pec.fr (N.H.)
- <sup>3</sup> Leesu, Ecole des Ponts, Université Paris Est Creteil, F-77455 Marne-la-Vallée, France; deshayes.steven@gmail.com (S.D.); kelsey.flanagan@ltu.se (K.F.); chandirane.partibane@enpc.fr (C.P.); mohamed.saad@enpc.fr (M.S.)
- <sup>4</sup> LSCE-IPSL, UMR 8212 (CEA/CNRS/UVSQ), Université Paris-Saclay, F-91191 Gif-sur-Yvette, France; Sophie.Ayrault@lsce.ipsl.fr (S.A.); louise.bordier@lsce.ipsl.fr (L.B.)
- <sup>5</sup> UMR 5805 EPOC, CNRS, Université de Bordeaux, F-33400 Talence, France; helene.budzinski@u-bordeaux.fr (H.B.); pierre.labadie@u-bordeaux.fr (P.L.)
- <sup>6</sup> Urban Water Engineering, Department of Civil, Environmental and Natural Resources Engineering, Luleå University of Technology, S-971 87 Luleå, Sweden
- <sup>7</sup> CEREMA, Equipe de Recherche Team, 12 Rue Teisserenc de Bort, F-78190 Trappes, France; laurent.meffray@gmail.com (L.M.); lvarnede@ecovegetal.com (L.V.)
- <sup>8</sup> Aquatycia 7/9ter Rue Parmentier, F-94140 Alfortville, France
- <sup>9</sup> STEA, Ville de Paris, F-75000 Paris, France; pascale.neveu@paris.fr
- <sup>10</sup> DEA, Conseil Départemental de la Seine St Denis, F-93110 Rosny-sous-Bois, France; jpaupardin@seinesaintdenis.fr
- <sup>11</sup> Ecovegetal, Les Grandes Pièces, F-28410 Broue, France
- \* Correspondence: marie-christine.gromaire@enpc.fr



**Citation:** Gasperi, J.; Le Roux, J.; Deshayes, S.; Ayrault, S.; Bordier, L.; Boudahmane, L.; Budzinski, H.; Caupos, E.; Caubrière, N.; Flanagan, K.; et al. Correction: Gasperi et al. Micropollutants in Urban Runoff from Traffic Areas: Target and Non-Target Screening on Four Contrasted Sites. *Water* 2022, 14, 394. <https://doi.org/10.3390/w14142215>

Received: 14 June 2022

Accepted: 22 June 2022

Published: 14 July 2022

**Publisher's Note:** MDPI stays neutral with regard to jurisdictional claims in published maps and institutional affiliations.



**Copyright:** © 2022 by the authors. Licensee MDPI, Basel, Switzerland. This article is an open access article distributed under the terms and conditions of the Creative Commons Attribution (CC BY) license (<https://creativecommons.org/licenses/by/4.0/>).

In the original publication [1], there were mistakes in Tables 6 and 7 as published. In Table 6, the values given in the table for Q10, the median and Q90 of alkylphenols (last seven lines of the tables) were shifted by one line and, thus, were not associated with the right compound. In Table 7, the values given in the table for Q10 of polybrominated biphenyl ethers (BDE 28 to BDE 153) were shifted by one line and, thus, were not associated with the right compound. The corrected Tables 6 and 7 appear below.

The authors apologize for any inconvenience caused and state that the scientific conclusions are unaffected. This correction was approved by the Academic Editor. The original publication has also been updated.

**Table 6.** Organic micropollutants (group 3) analyzed in the runoff, quantification frequency and range of quantified total EMC concentrations.

	Substance	Abbv.	EQS <sup>1</sup>	n	Quantif.	Q <sub>10</sub>	Median	Q <sub>90</sub>	Literature <sup>2</sup>
Phthalates (µg/L)	dimethyl phthalate	DMP		38	55%	0.1	0.3	0.8	<0.01–0.08
	diisobutyl phthalate	DiBP		36	100%	1.1	3.3	8.3	
	dibutyl phthalate	DBP	10	38	100%	0.6	1.3	2.8	<0.05–0.96
	dimethoxyethyl phthalate	DMEP		25	76%	0.1	0.8	3.7	
	di-4-methyl-2-pentyl phthalate	DMPP		25	96%	0.2	0.5	4.4	
	diethoxyethyl phthalate	DEEP		25	76%	0.04	0.3	1.4	
	di-n-pentyl phthalate	DPP		25	68%	0.02	0.2	2.6	
	butylbenzyl phthalate	BBP	7.5	25	80%	0.1	0.3	0.7	<0.01–0.08
	di-n-hexyl phthalate	DNHP		25	84%	0.1	1.3	2.1	
	di-2-butoxyethyl phthalate	DBEP		18	94%	0.1	0.7	3.5	
	dicyclohexyl phthalate	DCHP		25	100%	0.6	1.8	6.4	
	di-2-ethylhexyl phthalate	DEHP	1.3	37	100%	4.2	11.9	53.5	0.38–78
	di-n-octyl-phthalate	DNOP		23	78%	0.2	1.5	5.1	<0.01–1.1
	dinonyl phthalate	DNP		38	74%	0.1	0.5	2.4	
Total hydrocarbons (ng/L)		THC		35	100%	0.2 × 10 <sup>6</sup>	0.7 × 10 <sup>6</sup>	2.9 × 10 <sup>6</sup>	
PAHs (ng/L)	Naphthalene	Nap	2000	35	100%	10	34	152	
	1-methylnaphthalene	1MN		35	89%	2	9	54	
	2-methylnaphthalene	2MN		35	97%	5	18	78	
	Acenaphthylene	Acyl		35	100%	10	32	140	
	Acenaphthene	Acen		35	74%	4	11	37	
	Fluorene	F		35	97%	5	17	59	
	Anthracene	A	100	35	100%	12	45	143	
	Phenanthrene	PHEN		35	100%	65	162	522	
	Pyrene	PY		35	100%	128	404	1573	
	Fluoranthene	Fluo	6.3	35	100%	75	302	1368	
	Benzo(a)anthracene	BaA		35	100%	24	127	390	
	Chrysene	Chry		35	100%	39	159	690	
	Benzo(a)pyrene	BaP	0.17	35	100%	23	91	282	
	Benzo(k)fluoranthene	BkF		35	100%	19	68	219	
	Benzo(b)fluoranthene	BbF		35	100%	56	213	837	
	Benzo(ghi)perylene	Bper		35	100%	37	166	665	
	Indeno(1,2,3-cd)pyrene	IP		35	100%	25	113	329	
	Dibenzo(ah)anthracene	DahA		35	97%	8	47	115	
Coronene	Cor		35	100%	15	51	429		
Σ16 PAH	Σ16 PAH		35	100%	604	2068	7481	300–6000	
Alkylphenols (ng/L)	Bisphenol A	BPA	1600	38	100%	148	513	1657	<200–2500
	4-tert-octylphenol	OP	100	38	100%	56	197	780	110–1900
	Octylphenol-monoethoxylate	OP1EO		38	79%	12	31	159	
	Octylphenol-diethoxylate	OP2EO		38	79%	3	8	70	
	Nonylphenol	NP	300	38	100%	99	699	3375	170–3600
	Nonylphenol-monoethoxylate	NP1EO		38	100%	34	125	668	
	Nonylphenol-diethoxylate	NP2EO		38	89%	40	141	719	
Nonylphenoxy acetic acid	NP1EC		38	100%	25	82	447		

<sup>1</sup> EQS: Environmental Quality Standard, annual average value for the total phase, European regulatory value 2013/39/UE or *in italics*-INERIS calculated guidance value for the protection of freshwater pelagic organisms from chronic ecotoxicity (<https://substances.ineris.fr>, accessed on 16 December 2021), <sup>2</sup> Literature = range of EMCs measured in roads and parking lots [20,22,29,31].

**Table 7.** Organic micropollutants (groups 4 and 5) analyzed in the runoff, quantification frequency and EMC total concentrations.

Family	Substance	Acronym	EQS <sup>1</sup>	N	Quantif.	C <sub>10</sub>	Median	C <sub>90</sub>
hexabromocyclododecane (ng/L)	a-hexabromocyclododecane	a-HBCDD		11	91%	0.9	1.4	11
	b-hexabromocyclododecane	b-HBCDD		11	91%	0.1	0.3	1.6
	g-hexabromocyclododecane	g-HBCDD		11	91%	0.3	1.1	2.4
	Sum	HBCDD	1.6	11	91%	1.5	2.9	14
Tetrabromobisphenol A (ng/L)		TBBPA	260	11	91%	0.1	0.5	1.7
Polybrominated biphenyl ethers (ng/L)	BDE 28	BDE 28		14	79%	0.02	0.05	0.1
	BDE 47	BDE 47		14	100%	0.05	0.2	0.4
	BDE 100	BDE 100	Σ6BDE 0.5	14	93%	0.02	0.1	0.1
	BDE 99	BDE 99		14	100%	0.08	0.3	0.7
	BDE154	BDE154		14	71%	0.02	0.1	0.1
	BDE 153	BDE 153		14	79%	0.03	0.1	0.3
	BDE 209	BDE 209		14	93%	3.0	20	72
Perfluoroalkyl carboxylic acids (ng/L)	perfluoropentanoic acid	PFPeA		15	40%	0.40	17	81
	perfluorohexanoic acid	PFHxA	-	15	100%	0.03	0.5	22
	perfluoroheptanoic acid	PFHpA		15	73%	0.002	0.04	15
	perfluorooctanoic acid	PFOA		15	100%	0.20	1.9	34
	perfluorononanoic acid	PFNA		15	67%	0.05	0.2	5.4
	perfluorodecanoic acid	PFDA		15	100%	0.18	0.6	8.4
	perfluoroundecanoic acid	PFUnA		15	80%	0.02	0.2	1.0
	perfluorododecanoic acid	PFDoA		15	93%	0.10	0.4	1.4
Perfluoroalkylsulfonic acids (ng/L)	perfluorobutane sulfonic acid	PFBS		15	20%	0.01	0.05	0.41
	perfluorohexane sulfonic acid	PFHxS		15	7%	0.02	0.02	0.02
	perfluorooctane sulfonic acid, linear isomer	L-PFOS	0.65	15	100%	0.15	0.55	2.73
	perfluorooctane sulfonic acid, sum of branched isomer	Br-PFOS		15	80%	0.06	0.28	0.93
	perfluorodecane sulfonic acid	PFDS		15	60%	0.02	0.05	0.09
Perfluorooctane sulfonamide (ng/L)		FOSA		15	80%	0.02	0.1	0.6
Fluorotelomere sulfonates (ng/L)	4:2 fluorotelomere sulfonate	4:2 FTSA		15	7%	0.1	0.1	0.1
	6:2 fluorotelomere sulfonate	6:2 FTSA		15	80%	0.6	1.8	4.0
	8:2 fluorotelomere sulfonate	8:2 FTSA		15	33%	0.0	0.1	0.3
Benzotriazoles (µg/L)	1H-Benzotriazole	BT		7	100%	0.5	1.4	2.2
	4-Methyl- 1H-benzotriazole	4mBT		7	100%	0.2	1.0	1.4
	5-Methyl- 1H-benzotriazole	5mBT		7	86%	0.2	0.8	1.2

<sup>1</sup> EQS: Environmental Quality Standard, annual average value for the total phase, European regulatory value 2013/39/UE (2008/105/UE for Σ6BDE) or—in *italics*—INERIS calculated guidance value for the protection of freshwater pelagic organisms from chronic ecotoxicity (<https://substances.ineris.fr>, accessed on 16 December 2021).

## Reference

- Gasperi, J.; Le Roux, J.; Deshayes, S.; Ayrault, S.; Bordier, L.; Boudahmane, L.; Budzinski, H.; Caupos, E.; Caubrière, N.; Flanagan, K.; et al. Micropollutants in Urban Runoff from Traffic Areas: Target and Non-Target Screening on Four Contrasted Sites. *Water* **2022**, *14*, 394. [[CrossRef](#)]