



**HAL**  
open science

## Determination of biocide transformation products using suspect and non-target screenings by high-resolution mass spectrometry

Bertille Bonnaud, Alexandre Bancourt, Emmanuelle Mebold, Nina Huynh, Julien Le Roux, R. Moilleron, Adèle Bressy

### ► To cite this version:

Bertille Bonnaud, Alexandre Bancourt, Emmanuelle Mebold, Nina Huynh, Julien Le Roux, et al.. Determination of biocide transformation products using suspect and non-target screenings by high-resolution mass spectrometry. 12th Micropol & Ecohazard Conference 2022, Jun 2022, Santiago de Compostela, Spain. hal-03699250

**HAL Id: hal-03699250**

**<https://enpc.hal.science/hal-03699250v1>**

Submitted on 20 Jun 2022

**HAL** is a multi-disciplinary open access archive for the deposit and dissemination of scientific research documents, whether they are published or not. The documents may come from teaching and research institutions in France or abroad, or from public or private research centers.

L'archive ouverte pluridisciplinaire **HAL**, est destinée au dépôt et à la diffusion de documents scientifiques de niveau recherche, publiés ou non, émanant des établissements d'enseignement et de recherche français ou étrangers, des laboratoires publics ou privés.

# Determination of biocide transformation products using suspect and non-target screenings by high-resolution mass spectrometry

B. Bonnaud<sup>1,2</sup>, A. Bancourt<sup>1,2</sup>, E. Mebold<sup>3</sup>, N. Huynh<sup>1,2</sup>, J. Le Roux<sup>1,2</sup>, R. Moilleron<sup>1,2</sup>, A. Bressy<sup>1,2</sup>

<sup>1</sup> Univ Paris Est Créteil, LEESU, F-94010 Créteil, France

<sup>3</sup> Univ Paris Est Créteil, OSU-EFLUVE, F-94010 Créteil, France

<sup>2</sup> Ecole des Ponts, LEESU, F-77455 Champs-sur-Marne, France

## Introduction

### Biocidal substances

Used in various fields to inhibit the growth of micro-organisms<sup>1,2</sup>



### Degradation

Photolysis  
Photocatalysis  
Biodegradation  
(...)

### Transformation products (TPs)

Some of these TPs are identified in the literature but there are still gaps in the knowledge for some biocides, for which the TPs are unknown.

### Objectives

- To create a **library** containing many biocides and their TPs using non-target screening based on **high-resolution liquid chromatography-mass spectrometry (UPLC-HRMS)**.
- To **identify new TPs** through UV degradation experiments followed by HRMS in order to complete the library.
- To **search TPs in environmental samples** using suspect screening

## Materials and methods

### Database building

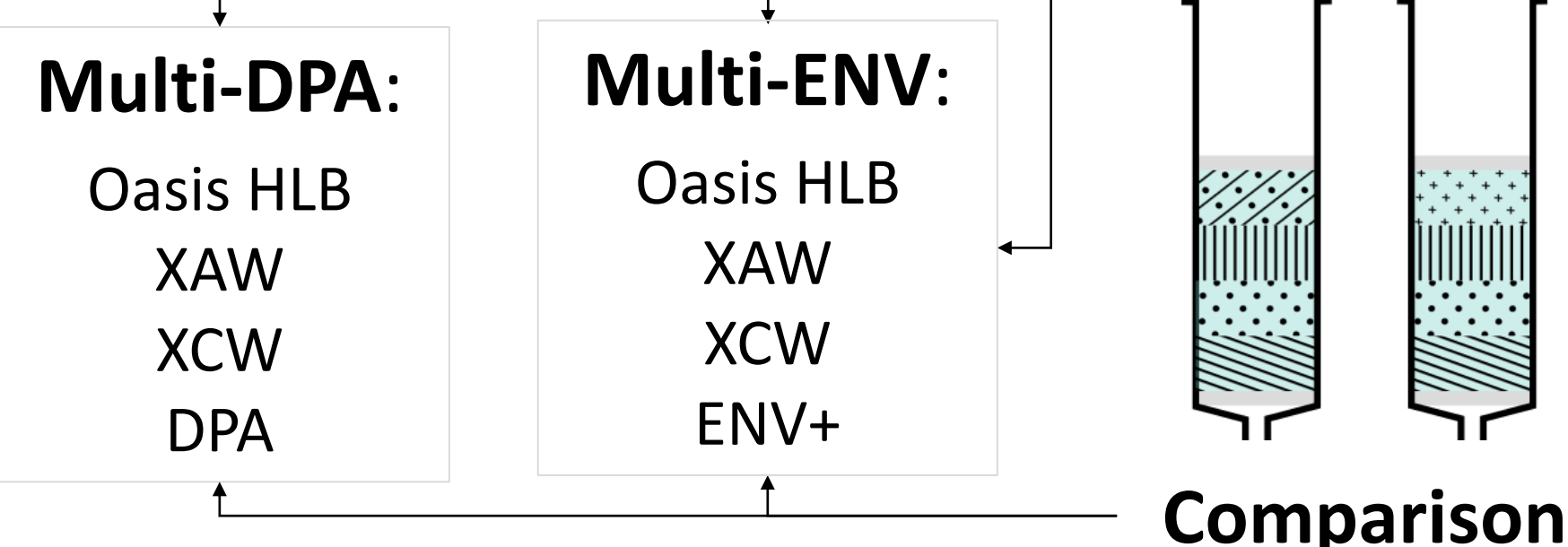
TPs of 29 biocides\* were collected from the literature for many degradation processes: biodegradation (soil, bacteria), photolysis, photocatalysis... The 29 biocides and their TPs were added in a database (containing these characteristics: biocide, TP name, degradation process, empirical formula, molar mass, structure, reference). These biocides and TPs were added in our UPLC-HRMS library (name and structure).

### Biocides and their TPs in water samples

Water samples: Groundwater (GW) WWTP : membrane bioreactor


#### Solid phase extraction:

Multiphasic cartridges to improve selectivity



### Degradation experiment

CBZ, DCOIT, DFB, IPBC, TB, TEB and THB solution



500 µL were collected after 0, 10, 20, 30, 60, 90, 180 and 360 minutes of exposure.

1 mg L<sup>-1</sup> except for DFB (0,2 mg L<sup>-1</sup>)

Low-pressure Hg UV lamps (3 × 15 W)

→ Degradation kinetics

### Analysis by UPLC-HRMS

Vion ESI-IMS-QTOF (Waters)

- Suspect screening:** Search for biocides and their TPs present in sample in the library
- Non target screening:** Identification of new TPs  
Molar mass between 100 and 1000 Da

\* Benzalkonium chlorides (DDAB, BAC-C12/C14/C16/C18), propiconazole (PPC), tebuconazole (TEB), diflubenzuron (DFB), hexaflumuron (HFU), iodopropynyl butylcarbamate (IPBC), isothiazolinones (MIT, CMIT, BIT, OIT, DCOIT), acetamiprid (ACE), fipronil (FIP), diuron (DIU), isoproturon (IPU), bifenthrin (BFT), Cypermethrin (CPMT), deltamethrin (DMT), permethrin (PMT), cybutryn (CBY), terbutylazine (TBZ), terbutrynn (TB), thiabendazole (THB), carbendazim (CBZ) and mecoprop (MCP)

## Results and discussion

### Degradation experiment

#### Suspect screening

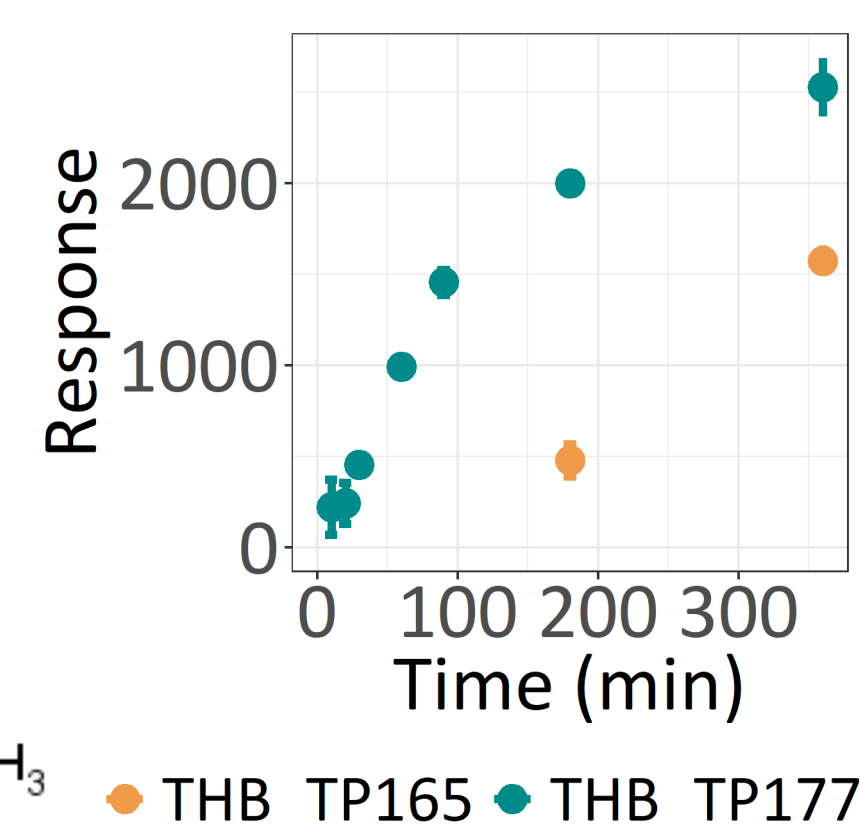
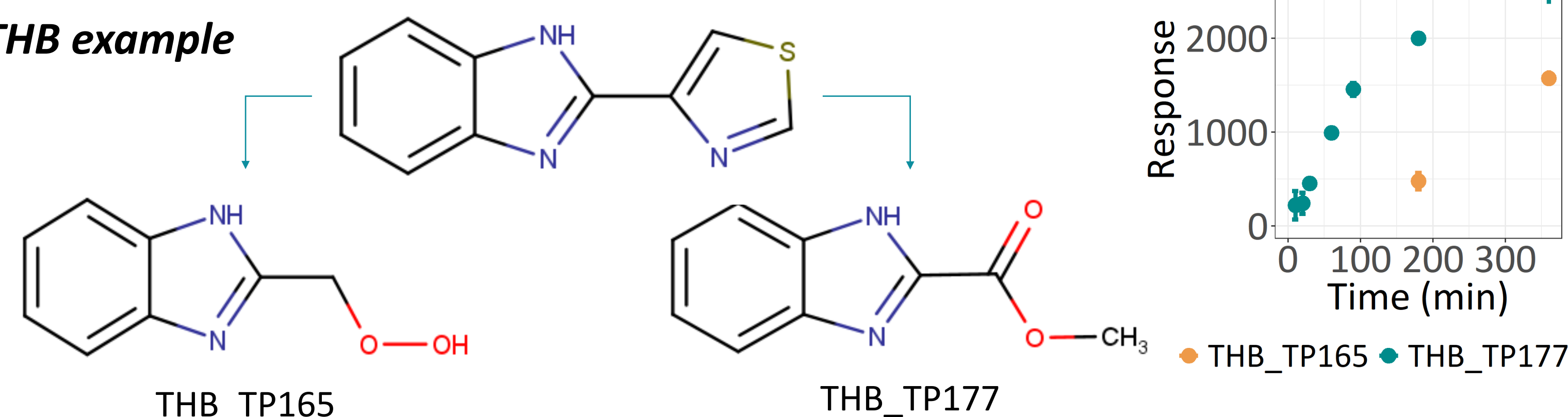
TB was completely removed during irradiation, followed by DFB (75%), DCOIT (63%), CBZ (52%), TEB (51%), IPBC (16%) and THB (14%).

Some of the TPs from literature were identified in our samples. TPs found were identified as biodegradation and photolysis products in literature.

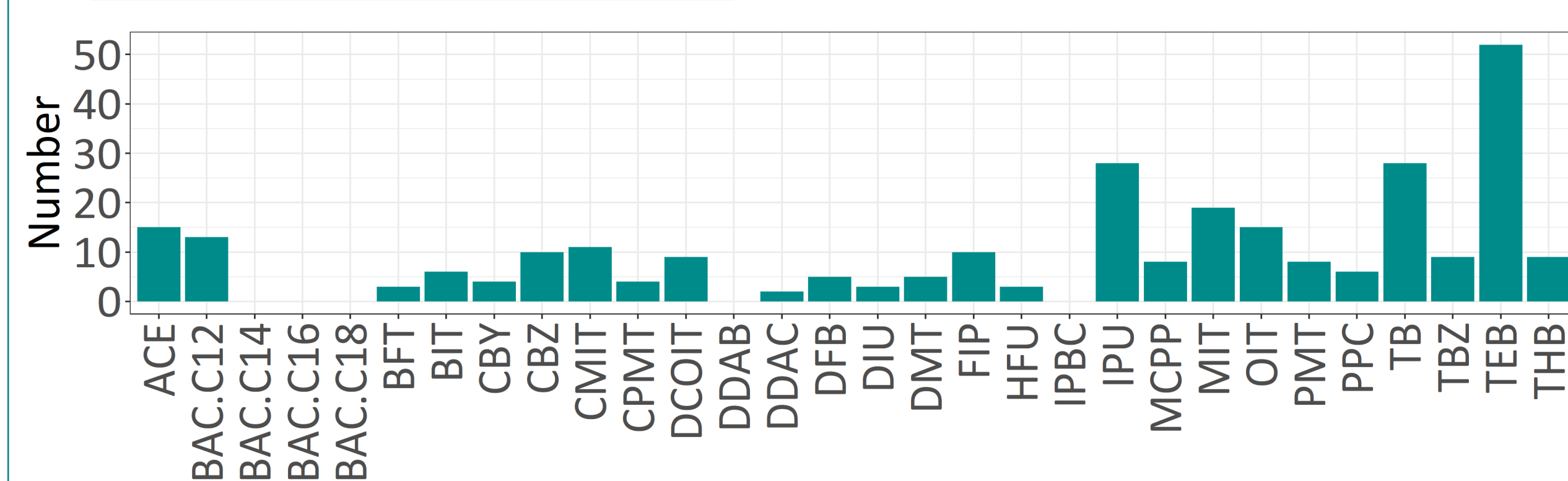
#### Non target screening

New TPs identified (level 2/5 on confidence : probable structure<sup>3</sup>) for THB (×2), CBZ (×2), TEB (×2) and DFB (×1).

#### THB example



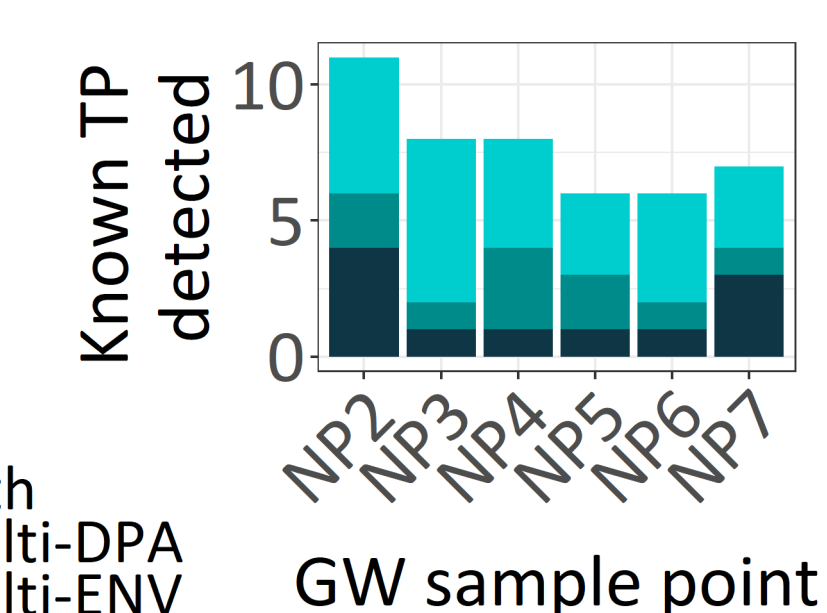
### TPs database



- 211 TPs** found in 43 articles
- 7 TPs** newly identified from the degradation experiment
- Few studies about the occurrence of TPs in real samples
- Mainly biodegradation (85) and photolysis (69) products

### Comparison of cartridges

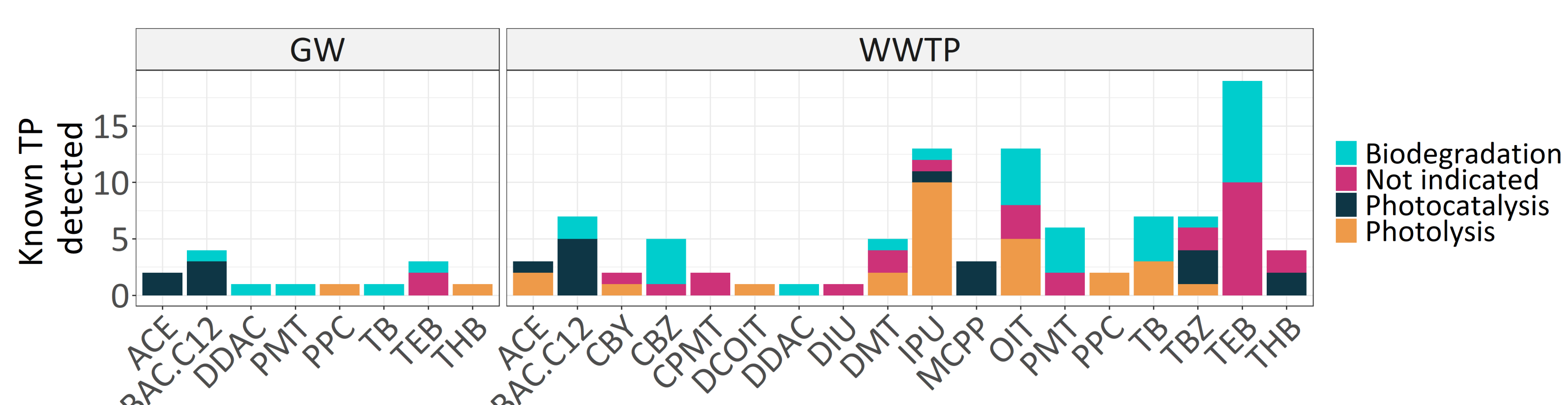
- Similar number of TPs** detected between the two cartridges
- Some TPs only detected with one cartridge



### Occurrence of biocides and their TPs

#### Multi-ENV

- 3 biocides detected in groundwater samples and 7 biocides detected in WWTP samples.
- TPs from biocides used in cosmetics, detergents, paints, wood protection...
- Mainly biodegradation and photolysis products



### References

- Bollmann et al. 2017. Environ. Sci. Technol. 51, 3694–3702.
- Paijens et al. 2020. Environ. Sci. Pollut. Res. 27, 3768–3791
- Schymanski et al. Anal. Bioanal. Chem. 407, 6237–6255

### Acknowledgments

