



HAL
open science

How important is the sample preparation step for non-target screening of micropollutants in urban waters?

Nina Huynh, Emilie Caupos, Caroline Soares Pereira, Julien Le Roux, Adèle Bressy, R. Moilleron

► **To cite this version:**

Nina Huynh, Emilie Caupos, Caroline Soares Pereira, Julien Le Roux, Adèle Bressy, et al.. How important is the sample preparation step for non-target screening of micropollutants in urban waters?. International Conference on Non-Target Screening (ICNTS21), Oct 2021, Erding, Germany. <hal-03372691>

HAL Id: hal-03372691

<https://enpc.hal.science/hal-03372691v1>

Submitted on 11 Oct 2021

HAL is a multi-disciplinary open access archive for the deposit and dissemination of scientific research documents, whether they are published or not. The documents may come from teaching and research institutions in France or abroad, or from public or private research centers.

L'archive ouverte pluridisciplinaire **HAL**, est destinée au dépôt et à la diffusion de documents scientifiques de niveau recherche, publiés ou non, émanant des établissements d'enseignement et de recherche français ou étrangers, des laboratoires publics ou privés.



HAL Authorization

How important is the sample preparation step for non-target screening of micropollutants in urban waters?

Nina Huynh^{1,2,*}, Emilie Caupos^{1,2,3}, Caroline Soares Peirera^{1,2}, Julien Le Roux^{1,2}, Adèle Bressy^{1,2}, Régis Moilleron^{1,2}

¹ Univ Paris Est Creteil, LEESU, F-94010 Creteil, France ; ² Ecole des Ponts, LEESU, F-77455 Marne-la-Vallee, France ;

³ Univ Paris Est Creteil, OSU-EFLUVE, F-94010 Creteil, France

*E-mail contact: tinh-nghi-nina.huynh@u-pec.fr

Introduction

Non-target screening (NTS) has gained interest in recent years for environmental monitoring purposes because it enables the **analysis of a large number of pollutants** without predefined lists of molecules. However, **sample preparation methods are diverse**, and few have been systematically compared in terms of **amount and relevance of the information** obtained by subsequent NTS analysis.

Objectives

- Testing different natures of phases for solid phases extraction (SPE) to retain a large range of micropollutants on real samples
- Developing a strategy based on different types of **relevant indicators to compare the results in NTS**
- Applying the developed strategy on **urban water samples**

Methods



Panel of **9 commercially-available** (HLB, C18, X-AW, X-CW, SDBL, ENV+, C18/ENV+, X-A, X-C) stationary phases + **1 home-made multilayer** cartridge



UV at 254 nm + Excitation [240-450 nm] - Emission [250-600 nm] matrix (EEM)

UV-vis & 3D fluorescence
Organic matter retention

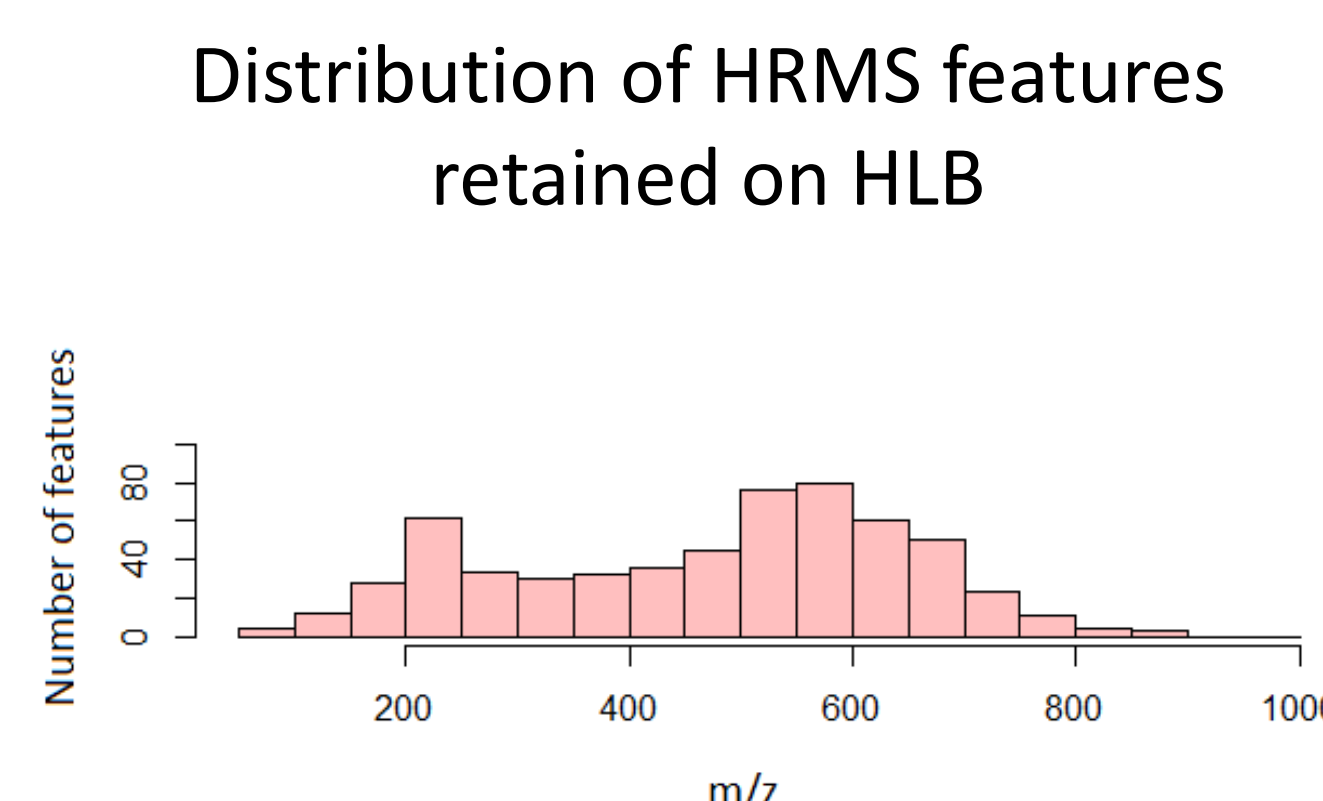
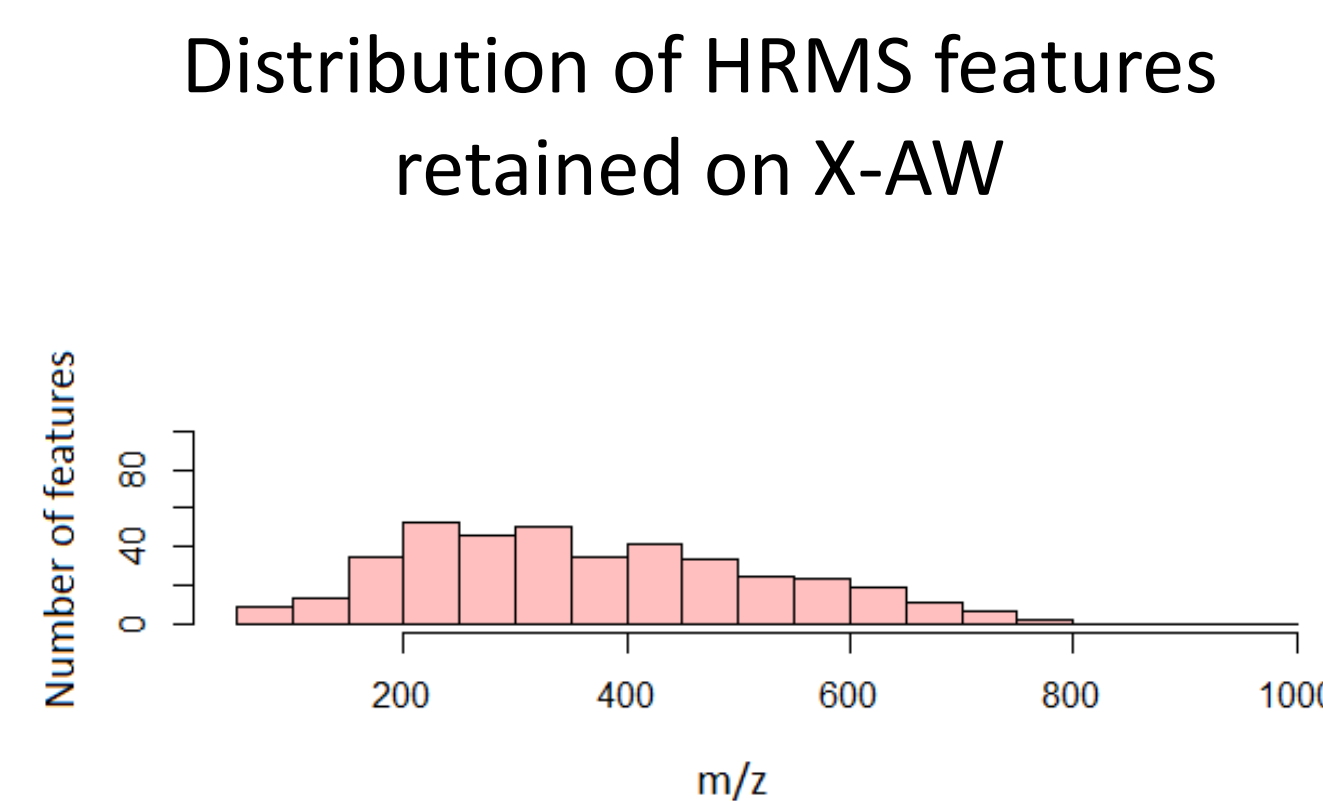
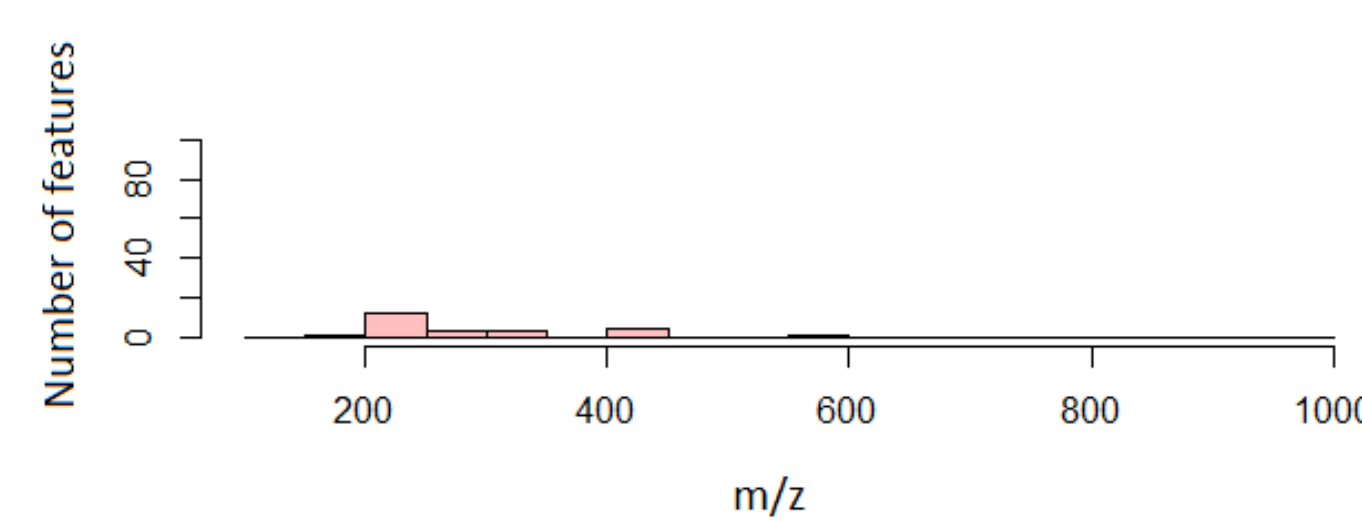
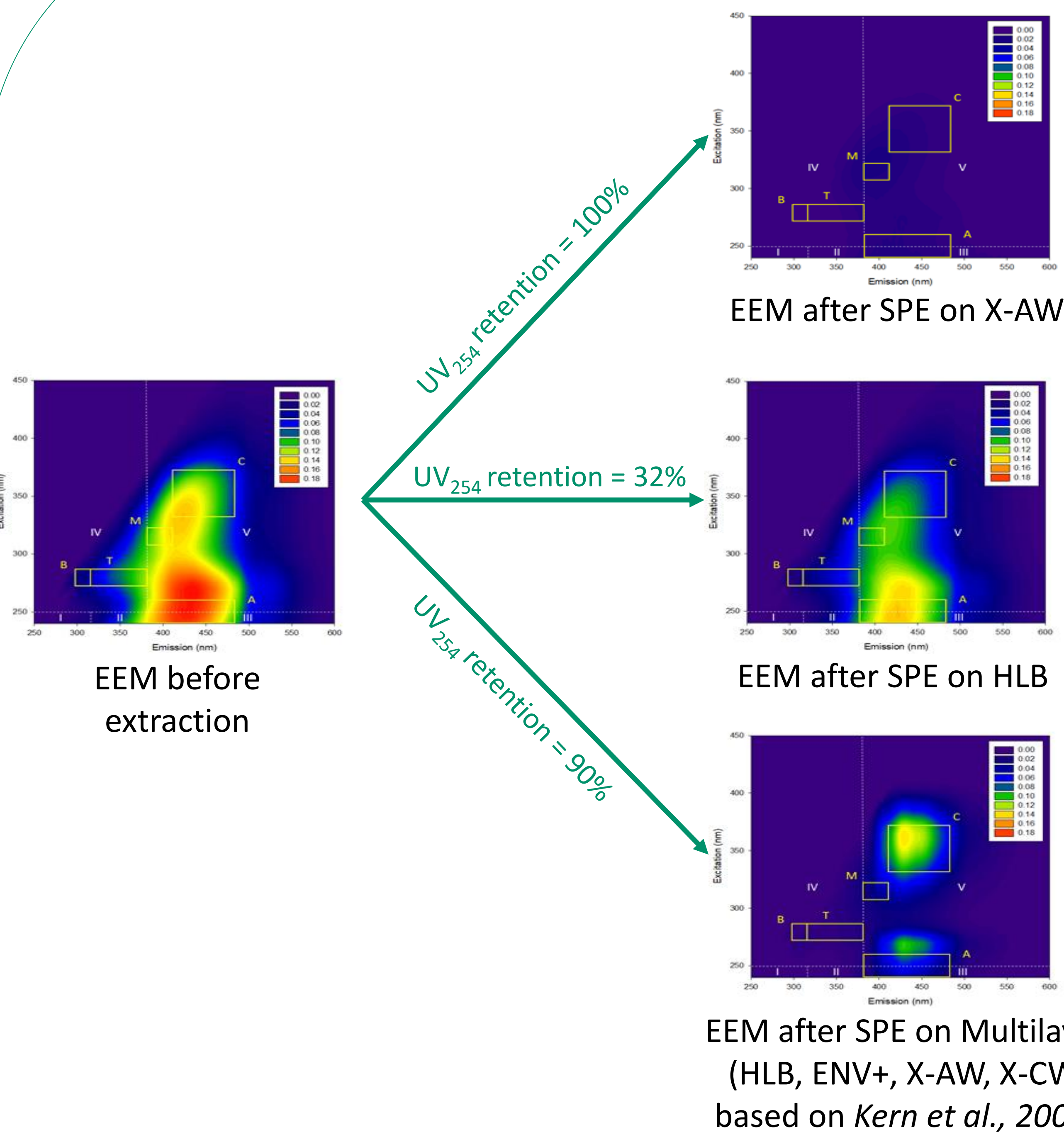


C18 chromatography and ESI+ with m/z [100-1000]

HRMS analysis
Number and properties of retained features

Results

Evaluation of the retention ability



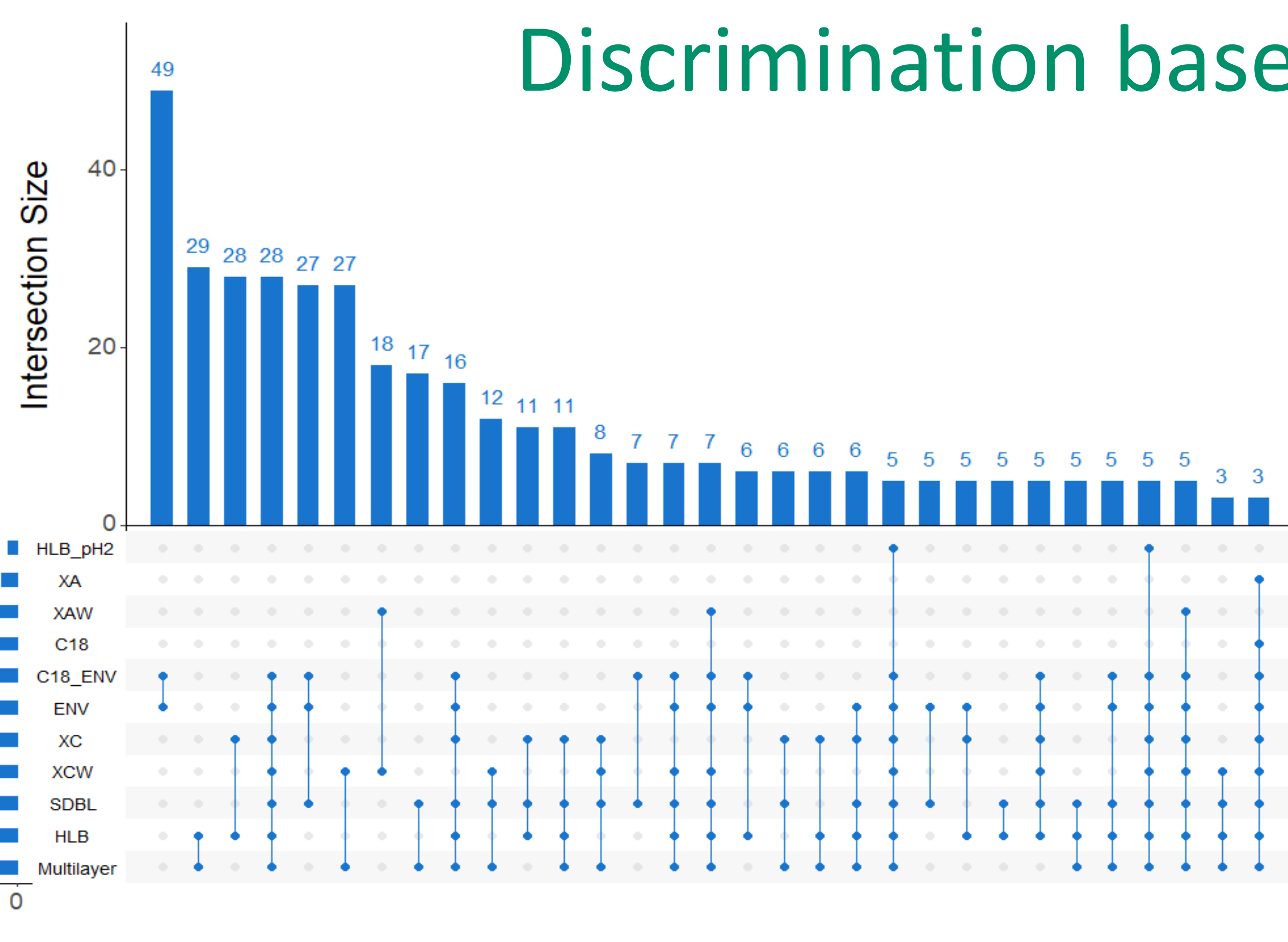
Based on EEM spectra, regions II and IV were well retained by **X-AW and Multilayer** ($\geq 80\%$). Those regions can be associated with **simpler, more polar and nitrogenous compounds** (Zhang et al., 2008). These cartridges seem to be the most efficient to retain **hydrophobic materials** as well as **smaller and more polar** compounds for a global screening of the molecules present in the sample.

X-AW exhibits **high retention of fluorescent materials but few features in HRMS** which is the total opposite of HLB.

This can be associated with a higher **retention of dissolved organic matter** which could contribute to a **competition** with the retention of organic compounds.

However, **Multilayer** does not seem to suffer such matrix effects, **retaining both high content of fluorophores and organic compounds**. Moreover, Multilayer retains molecules with a **wider range of molecular weight**, making it interesting for the **screening of a large range of micropollutants**.

Discrimination based on HRMS features



Multilayer is the cartridge with the **highest number of specific features** (323 features only found in this cartridge), but also the one with the **highest number of intersected features** (20 intersections with features found on other tested cartridges for a total of 212 features intersected), making it the most interesting cartridge for non-target studies by **retaining the most extensive set of features** (*i.e.*, with diverse properties).

Conclusions

The **Multilayer** cartridge (HLB, ENV+, X-AW, X-CW):

- is the most effective at retaining a **large range of HRMS features**
 - is **less affected by the adsorption of dissolved organic matter**
 - takes **advantage** of the **four phases** in terms of **diversity of compounds**
- Ongoing investigation: **better characterize the chemical space** (log Kow, pKa, chemical functions...) covered by each cartridge. This could help determining the **relevance of each type of cartridge** towards specific purposes (*e.g.*, focus on more polar compounds).

Characteristics of the features retained on Multilayer:

- 594 retained features = 47 % **more than HLB** which is often considered as an **universal cartridge**
- Average m/z = 470.6467 (on a range from 100 to 1000) which shows its **ability to retain molecules with low and high molecular weight together**
- Average retention time = 47% of the chromatographic gradient, which shows that the compounds retained have a **large range of polarity**

Acknowledgment: PRAMMICS Cosmet'eau ScreenAtm'Eau