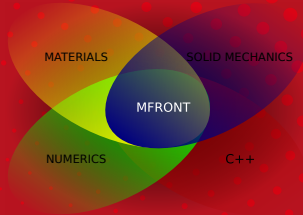


mgis.fenics: coupling MFront and FEniCS for complex solid mechanics simulations

The logo for CEA (Commissariat à l'énergie atomique et aux énergies alternatives) features the lowercase letters 'cea' in a white, rounded, sans-serif font. A horizontal green line is positioned below the letters. The logo is centered within a red square.

DE LA RECHERCHE À L'INDUSTRIE



FEniCS conference 2021 - 22-26 March 2021

T. Helfer⁽¹⁾, J. Bleyer⁽²⁾, R. Russo⁽³⁾ T. Dancheva⁽⁴⁾

(1) CEA, DES, IRESNE, DEC, SESC, LSC, Cadarache, France

(2) Laboratoire Navier UMR 8205 (École des Ponts ParisTech-IFSTTAR-CNRS), France

(3) University of the Basque Country

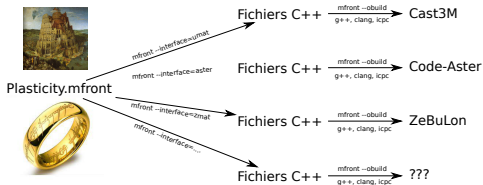
(4) BCAM - Basque Center for Applied Mathematics

Commissariat à l'énergie atomique et aux énergies alternatives - www.cea.fr

- ▶ `mgis.fenics` aims at combining the power of :
 - FEniCS for automatic generation of assembly of user defined weak forms in the UFL syntax, the HPC performances, etc...

$$R(\mathbf{v}) = \sum_{i=1}^p \int_{\Omega} \sigma^i(\mathbf{u}) \cdot \delta \mathbf{g}^i(\mathbf{v}) \, dx - L(\mathbf{v}) = 0 \quad \forall \mathbf{v} \in V$$

- MFront for the local description of the material behaviour :
 - Complex kernels at quadrature points to compute $\sigma^i(\mathbf{u})$.
 - See also the talks about the AceGEN and Materiaux projects.
- The MGIS project that provides classes to :
 - Retrieve **metadata** from an MFront behaviour
 - Allocate memory associated with the **state variables** handled by the behaviour
 - Call the behaviour integration over a time step.
 - <https://github.com/thelfer/MFrontGenericInterfaceSupport>



- ▶ MFront is a code generation tool dedicated to material knowledge (material properties, mechanical behaviours, point-wise models) :
 - Support for small and finite strain behaviours, cohesive zone models, **generalised behaviours** (non local and or multiphysics).
- ▶ Main goals :
 - Numerical efficiency (see various benchmarks on the website).
 - Portability (Cast3M, Cyrano, code_aster, Europlexus, TMFTT, AMITEX_FFTP, Abaqus, CalculiX, MTest).
 - **Ease of use** : *Longum iter est per praecepta, breve et efficax per exempla* (It's a long way by the rules, but short and efficient with examples).

```

@DSL Implicit;
@Behaviour Norton;
@Brick StandardElasticity;

@MaterialProperty stress E;
E.setGlossaryName("YoungModulus");
@MaterialProperty real nu, A, nn;
nu.setGlossaryName("PoissonRatio");
A.setEntryName("NortonCoefficient");
nn.setEntryName("NortonExponent");

@StateVariable real p;
p.setGlossaryName("EquivalentViscoplasticStrain");

@Integrator{
  constexpr const auto Me = Stensor4::M();
  const auto mu = computeMu(E, nu);
  const auto sigmae = sigmaeq(sigma);
  const auto ie = 1 / (max(sigmae, real(1.e-12) * E));
  const auto vp = A * pow(sigmae, nn);
  const auto dvp/desigmae = nn * vp * ie;
  const auto n = 3 * deviator(sigma) * (ie / 2);
  // Implicit system
  fe += Delta p * n;
  fp -= vp * Delta t;
  // jacobian
  dfe/dDeltae += 2 * mu * theta * dp * ie * (Me - (n * n));
  dfe/dDelta p = n;
  dfp/dDeltae = -2 * mu * theta * dvp/desigmae * Delta t * n;
} // end of @Integrator

```

- ▶ Implicit integration.
- ▶ Implicit system :

$$\begin{cases} f_{\epsilon^{el}} = \Delta \epsilon^{el} - \Delta \epsilon^{to} + \Delta p \underline{n} \\ f_p = \Delta p - A \sigma_{eq}^n \end{cases}$$

- ▶ Jacobian :

$$\begin{cases} \frac{\partial f_{\epsilon^{el}}}{\partial \Delta \epsilon^{el}} = \underline{1} + \frac{2 \mu \theta \Delta p}{\sigma_{eq}} (\underline{M} - \underline{n} \otimes \underline{n}) \\ \frac{\partial f_{\epsilon^{el}}}{\partial \Delta p} = \underline{n} \\ \frac{\partial f_p}{\partial \Delta \epsilon^{el}} = -2 \mu \theta A n \sigma_{eq}^{n-1} \Delta t \underline{n} \end{cases}$$

- ▶ All programming and numerical details are hidden (by default).

- ▶ Inside a custom `NonlinearProblem`, define σ^i on a Quadrature space and the generalized residual :

$$R(\mathbf{v}) = \sum_{i=1}^p \int_{\Omega} \sigma^i(\mathbf{u}) \cdot \delta \mathbf{g}^i(\mathbf{v}) \, dx - L(\mathbf{v}) = 0 \quad \forall \mathbf{v} \in V$$

- ▶ MGIS gives metadata to know on which blocks $\mathcal{B}(i)$ of gradients each flux σ_i depends :

$$a_{\text{tangent}}(\mathbf{u}, \mathbf{v}) = \sum_{i=1}^p \sum_{j \in \mathcal{B}(i)} \int_{\Omega} \delta \mathbf{g}^i(\mathbf{v}) \cdot \mathbb{T}_{\mathbf{g}^i}^{\sigma^i} \cdot \delta \mathbf{g}^j(\mathbf{u}) \, dx$$

- ▶ **This default variational problem can be overloaded by the user using UFL.**
- ▶ **`mgis.fenics` almost automatically make the links between FEniCS and MFront.**

- ▶ Documented demos have been designed to progressively illustrate the use of the interface and the versatility of the approach when implementing complex generalized behaviours, both on the MFront and FEniCS sides.
- ▶ We recommend browsing the demos in the following order :
 - Stationnary non-linear heat transfer
 - Stationnary non-linear heat transfer : 3D problem and performance comparisons
 - Transient heat equation with phase change
 - Monolithic transient thermoelasticity
 - Small-strain von Mises elastoplasticity
 - **Finite-strain elastoplasticity within the logarithmic strain framework**
 - Multiphase model for fiber-reinforced materials
 - **Phase-field approach to brittle fracture**
- ▶ Repository : a repository containing the demos sources files is available <https://gitlab.enpc.fr/navier-fenics/mgis-fenics-demos>

```

1 @DSL Implicit;
2
3 @Behaviour LogarithmicStrainPlasticity;
4
5 @StrainMeasure Hencky;
6
7 @Brick StandardElastoViscoPlasticity{
8   stress_potential : "Hooke" {
9     young_modulus : 210e9,
10    poisson_ratio : 0.3
11  },
12  inelastic_flow : "Plastic" {
13    criterion : "Mises",
14    isotropic_hardening : "Linear" {H : 500e6,
15                                   RO : 250e6}
16  }
17 };

```

```

material = mf.MFrontNonlinearMaterial("./src/libBehaviour.so", "
    LogarithmicStrainPlasticity")
problem = mf.MFrontNonlinearProblem(u, material, bcs=bc)
problem.set_loading(dot(selfweight, u)*dx)

prm = problem.solver.parameters
prm["absolute_tolerance"] = 1e-6
prm["relative_tolerance"] = 1e-6
prm["linear_solver"] = "mumps"

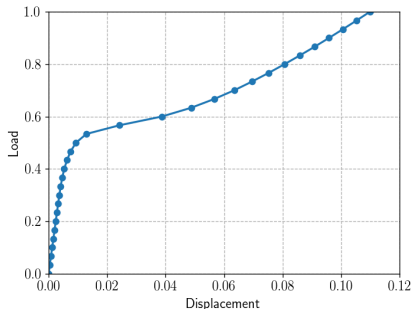
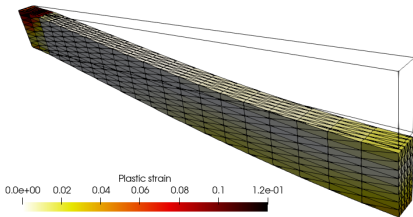
for (i, t) in enumerate(load_steps[1:]):
    selfweight.t = t
    problem.solve(u.vector())

```

Automatic registration of
as $I + (\text{grad}(\text{Displacement}))$

- ▶ Residual is : $R(\mathbf{v}) = \int_{\Omega} \mathbf{P} : \delta \mathbf{R}(\mathbf{v}) \, dx - W_{ext}(\mathbf{v})$
- ▶ Consistent tangent bilinear form is : $a_{\text{tangent}}(\mathbf{u}, \mathbf{v}) = \int_{\Omega} \nabla \mathbf{u} : \frac{\partial \mathbf{P}}{\partial \mathbf{F}} : \nabla \mathbf{v} \, dx$
- ▶ Logarithmic strain plasticity (Miehe, 2002) :
 - Hencky strain measure $\mathbf{H} = \frac{1}{2} \log(\mathbf{F}^T \cdot \mathbf{F})$ ✗
 - Use a small strain constitutive relation on $\mathbf{H} \Rightarrow \mathbf{H} = \mathbf{H}^e + \mathbf{H}^p$

$$\mathbf{F} \longrightarrow \mathbf{H} \longrightarrow \boxed{\text{small strain law}} \longrightarrow \mathbf{T} \longrightarrow \boldsymbol{\sigma}$$



- ▶ https://thelfer.github.io/mgis/web/mgis_fenics_finite_strain_elastoplasticity.html
- ▶ https://gitlab.enpc.fr/navier-fenics/mgis-fenics-demos/-/tree/master/demos/finite_strain_elastoplasticity

- ▶ Bourdin/Francfort/Marigo **variational phase-field approach** :

$$\mathbf{u}(t), d(t) = \arg \min_{\mathbf{u}, d} \int_{\Omega} (1 - d)^2 \psi^+(\boldsymbol{\varepsilon}) + \psi^-(\boldsymbol{\varepsilon}) \, dx - W_{\text{ext}}(\mathbf{u}) + \frac{G_c}{c_w} \int_{\Omega} \left(\frac{w(d)}{\ell_0} + \ell_0 \|\nabla d\|^2 \right) \, dx$$

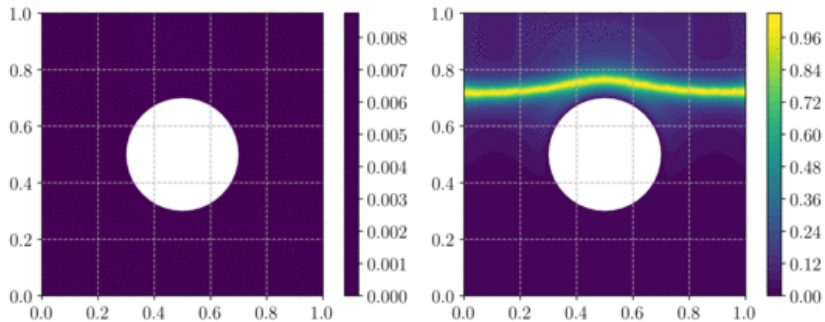
- ▶ Example of Tension/compression splitting (Miehe et al.) :

$$\psi^+(\boldsymbol{\varepsilon}) = \frac{1}{2} \lambda \langle \text{tr}(\boldsymbol{\varepsilon}) \rangle_+^2 + \mu \sum_I \langle \boldsymbol{\varepsilon}_I \rangle_+^2$$

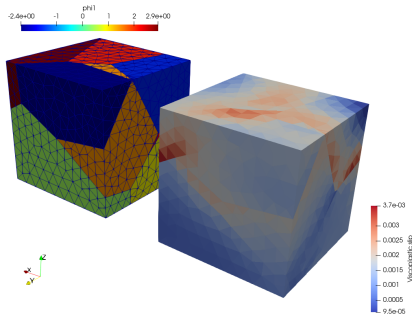
- ▶ Implementation of the alternate minimisation algorithm :

```
problem_u = mf.MFrontNonlinearProblem(u, material_u, bcs=bcu)
problem_u.register_external_state_variable("Damage", d)
psi = problem_u.get_state_variable("PositiveEnergyDensity")
```

```
for (i, t) in enumerate(loading[1:]):
    Uimp.t = t
    while res > tol and j < Nitermax:
        problem_u.solve(u.vector()) # Solve displacement u—problem
        problem_d.solve(d.vector()) # Solve damage d—problem
```



- ▶ Classical example of crack propagation (Bourdin et al.)



- ▶ Finite strain implementation of the Méric-Cailletaud single crystal behaviour :
 - <http://tfel.sourceforge.net/MericCailletaudSingleCrystalPlasticity.html>
- ▶ Example of orthotropic behaviour support.
- ▶ Périodic boundary conditions.

Conclusions and perspectives

- ▶ MFront is an ever improving code generation tool dedicated to material knowledge with one foot in the industrial world and one foot in the academic world.
- ▶ The development of TFEL-3.4 (this year version) has been geared around three main axes :
 - Generalised behaviours
 - Porous plasticity
 - Extension and implementation of the Madnex specifications for the storage of MFront files.
- ▶ The development of TFEL-4.0 (next year) will be driven by :
 - The port to the C++-17 standard. MFront files will be backward-compatible.
 - Homogeneisation
 - Data driven simulation?
 - Support of GPUs?

- ▶ MGIS is a young project with many interesting perspectives :
 - Support of GPU? Support of Eigen?
- ▶ What's next in `mgis.fenics`?
 - Tests!
 - Integration in **dolfin-x** and performances improvements.
 - Multi-materials, plates/shells
 - Other examples :
 - Cosserat elastoplasticity (see part II).
 - Micromorphic crystal plasticity.
- ▶ New users and contributions are welcomed!



Thank you for your attention.

Time for discussion!

<https://tfel.sourceforge.net>

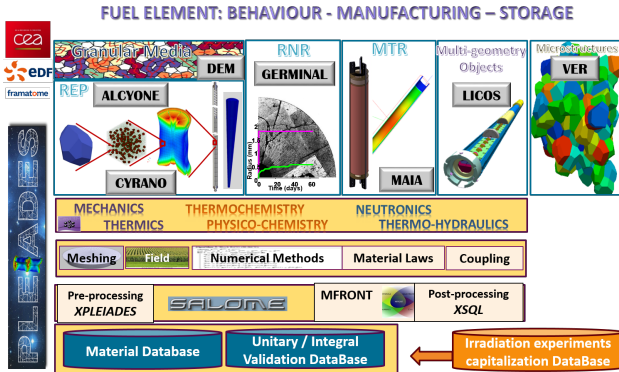
<https://www.researchgate.net/project/TFEL-MFront>

https://twitter.com/TFEL_MFront

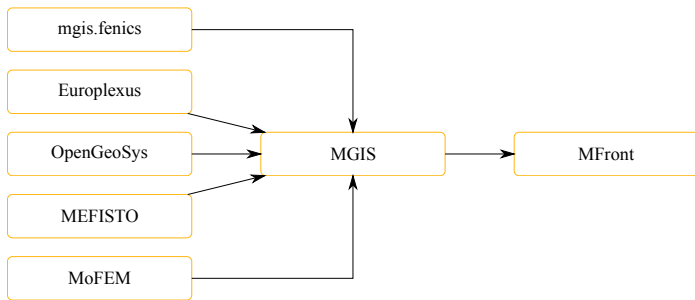
<https://github.com/thelfer/>

tfel-contact@cea.fr

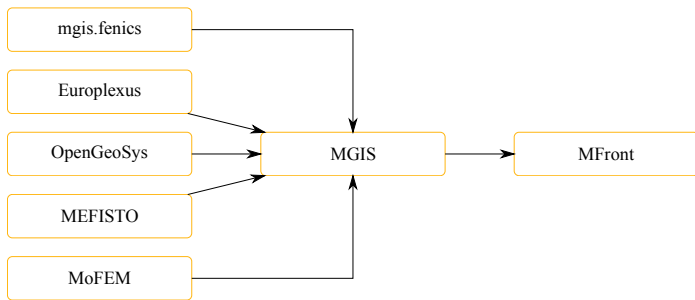
**The development of MFront is supported
financially by CEA, EDF and Framatome
in the framework of the PLEIADES project.**



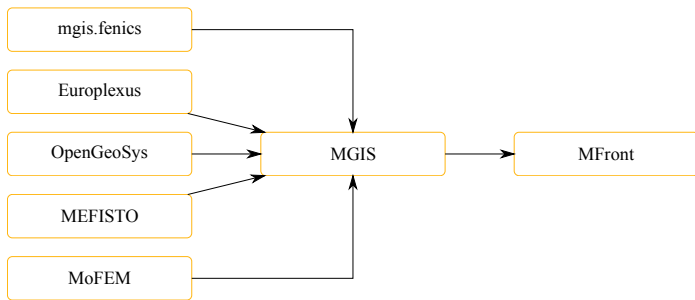
- ▶ A wide range of materials (ceramics, metals, composites).
- ▶ A wide range of mechanical phenomena and behaviours.
 - Creep, swelling, irradiation effects, phase transitions, etc..
- ▶ A wide range of mechanical loadings.



- ▶ The MGIS project provides classes on the solver side to retrieve **metadata** from an MFront behaviour and call the behaviour integration over a time step.



- ▶ The MGIS project provides classes on the solver side to retrieve **metadata** from an MFront behaviour and call the behaviour integration over a time step.



- ▶ The MGIS project provides classes on the solver side to retrieve **metadata** from an MFront behaviour and call the behaviour integration over a time step.
- ▶ Written in C++. Bindings exist for C, Fortran2003, python, Julia. And also used/tested in XPer, Kratos Multiphysics, JuliaFEM, NairmMPM, esys.escript, DUNE, HELIX (based on MFEM).