

Thick periodic plates homogenization, application to sandwich panels including chevron folded core

Arthur Lebée, Karam Sab

Laboratoire Navier (UMR CNRS 8205)

Université Paris-Est - Ecole des Ponts ParisTech - IFSTTAR

May 10, 2011



Shear forces effects in heterogeneous plates?

- ▶ Raises many difficulties in laminated plates:
 - ▶ wrong shear deflection (transverse shear correction factors in laminates)
 - ▶ no accurate estimate of local stress generated (“free faces” effect)
 - ▶ Almost no simple method when the plate is periodic
- ⇒ apply a homogenization scheme derived from a new plate theory (Lebée and Sab, 2010) to a sandwich panel including a folded core

Contents

Folded Cores for sandwich panels

The classical approach for sandwich panels

Basics of the Bending-Gradient theory (Lebée and Sab, 2010)

Application to sandwich panels

Contents


Folded Cores for sandwich panels

The classical approach for sandwich panels

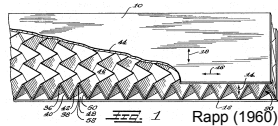
Basics of the Bending-Gradient theory (Lebée and Sab, 2010)

Application to sandwich panels

Folded Cores for sandwich panels

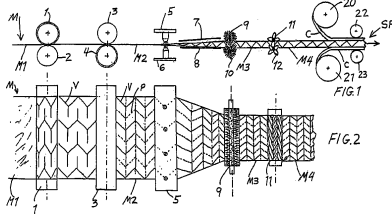


Heimbs (2009)

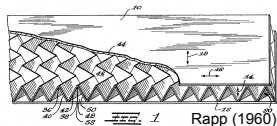



A cheaper substitute to honeycomb:

- Many possible materials (if foldable...: paper, metals...)
- Continuous process (Kehrle, 2004)



Folded Cores for sandwich panels



A cheaper substitute to honeycomb:

- Many possible materials
(if foldable...: paper, metals...)
 - Continuous process
(Kehrle, 2004)
- ⇒ the chevron pattern is investigated: assessment?

Contents

Folded Cores for sandwich panels

The classical approach for sandwich panels

Sandwich panel simplified model

Closed-form bounds for shear forces stiffness

Finite Element bounds for shear forces stiffness

Basics of the Bending-Gradient theory (Lebée and Sab, 2010)

Application to sandwich panels

Contents

Folded Cores for sandwich panels

The classical approach for sandwich panels

Sandwich panel simplified model

Closed-form bounds for shear forces stiffness

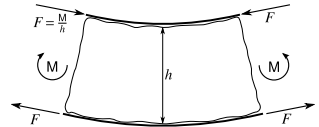
Finite Element bounds for shear forces stiffness

Basics of the Bending-Gradient theory (Lebée and Sab, 2010)

Application to sandwich panels


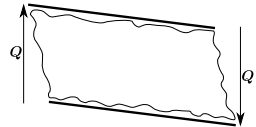
Sandwich panel simplified model

- Relevant loadings
 - Skins involved in bending:
 - traction/compression of the skins



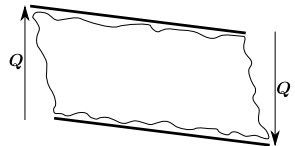
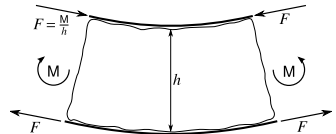
Sandwich panel simplified model

- ▶ Relevant loadings
 - ▶ Skins involved in bending:
 - traction/compression of the skins
 - ▶ Core involved with shear forces:
quantity of interest



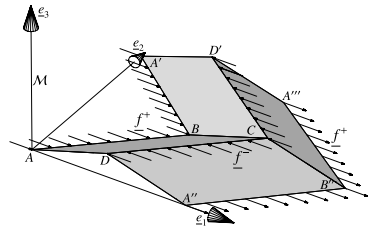
Sandwich panel simplified model

- ▶ Relevant loadings
 - ▶ Skins involved in bending:
 - traction/compression of the skins
 - ▶ Core involved with shear forces:
 - quantity of interest
- ▶ Implicit **contrast assumption**:
 - “skins are stiff compared to the core”



Sandwich panel simplified model

- ▶ Relevant loadings
 - ▶ Skins involved in bending:
 - traction/compression of the skins
 - ▶ Core involved with shear forces:
 - quantity of interest
- ▶ Implicit contrast assumption:
 - “skins are stiff compared to the core”
- ▶ Bounds from Kelsey et al. (1958) for shear forces stiffness
 - ▶ Apply uniform stress/displacement on a unit cell of the core, replacing skins.



Contents

Folded Cores for sandwich panels

The classical approach for sandwich panels

Sandwich panel simplified model

Closed-form bounds for shear forces stiffness

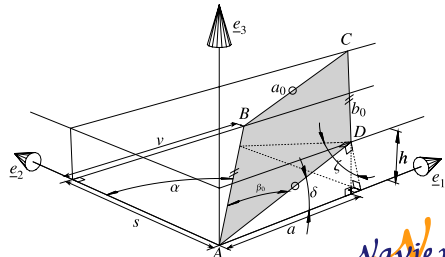
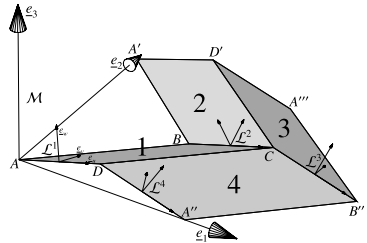
Finite Element bounds for shear forces stiffness

Basics of the Bending-Gradient theory (Lebée and Sab, 2010)

Application to sandwich panels

Closed-form bounds for shear forces stiffness

- Parameters (pattern reduced to a tilted parallelogram):
 - Facet thickness t_f
 - Shape ratio a_0/b_0
 - 2 orientation angles δ et ζ



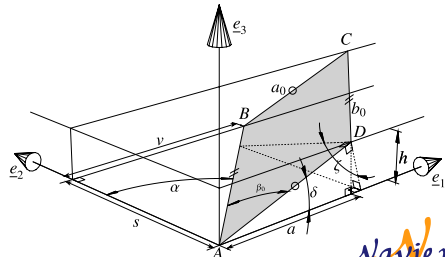
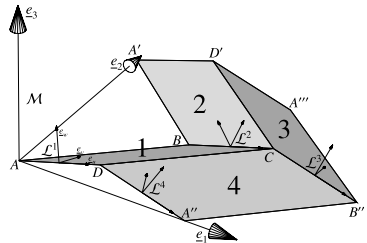
Closed-form bounds for shear forces stiffness

► Parameters (pattern reduced to a tilted parallelogram):

- Facet thickness t_f
- Shape ratio a_0/b_0
- 2 orientation angles δ et ζ

► Assumptions:

- Plane-stress in facets
- Piecewise uniform fields



Closed-form bounds for shear forces stiffness

Results

- ▶ Manufactured cores (Nguyen et al., 2005):

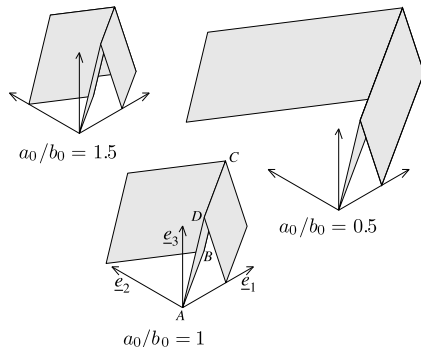
- ▶ $\delta = 72^\circ$ and $\zeta = 34^\circ$
- ▶ Shape ratio: $0.5 < a_0/b_0 < 1.5$

- ▶ Normalized bounds $\mathcal{E} = F_{11}/\rho G_m h$:

- ▶ $0.23 < \mathcal{E} < 0.71$: **very loose**

$$0 < \mathcal{E} < 1$$

$\rho G_m h$: Voigt upper bound



Contents

Folded Cores for sandwich panels

The classical approach for sandwich panels

Sandwich panel simplified model

Closed-form bounds for shear forces stiffness

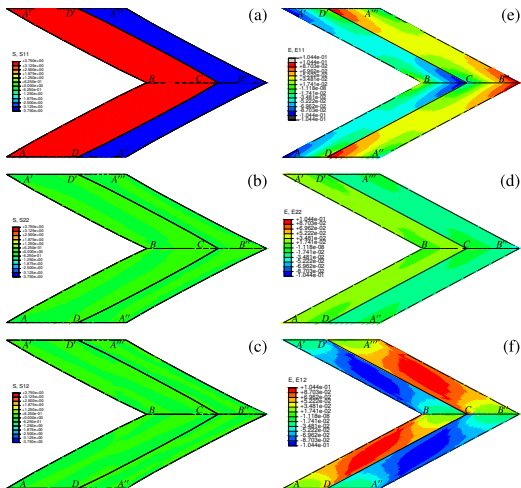
Finite Element bounds for shear forces stiffness

Basics of the Bending-Gradient theory (Lebée and Sab, 2010)

Application to sandwich panels

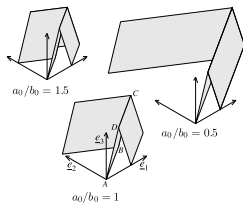
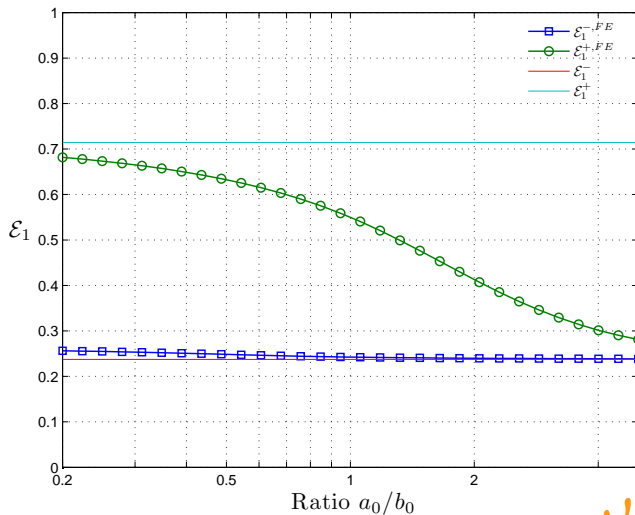
Finite Element bounds for shear forces stiffness

► Shell elements



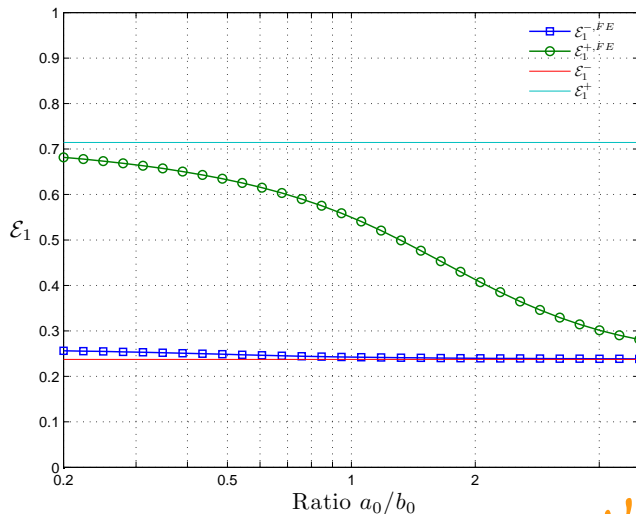
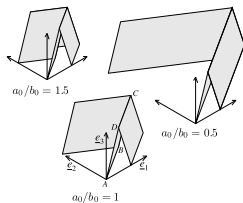
Finite Element bounds for shear forces stiffness

- ▶ Shell elements
- ▶ Consistent with analytical bounds



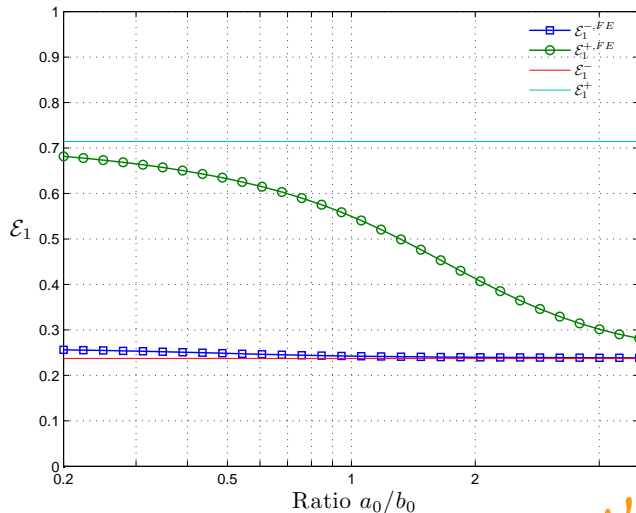
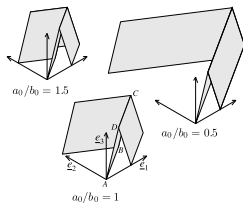
Finite Element bounds for shear forces stiffness

- ▶ Shell elements
- ▶ Consistent with analytical bounds
- ▶ **Still loose:** more discrepancy than for honeycombs



Finite Element bounds for shear forces stiffness

- ▶ Shell elements
- ▶ Consistent with analytical bounds
- ▶ **Still loose:** more discrepancy than for honeycombs
- ▶ Engineers often refer to the upper bound (rigid skins)



Contents

Folded Cores for sandwich panels

The classical approach for sandwich panels

Basics of the Bending-Gradient theory (Lebée and Sab, 2010)

From 3D to a plate model

Reissner's approach for a homogeneous plate

The Bending-Gradient plate theory

Application to sandwich panels

Contents

Folded Cores for sandwich panels

The classical approach for sandwich panels

Basics of the Bending-Gradient theory (Lebée and Sab, 2010)

From 3D to a plate model

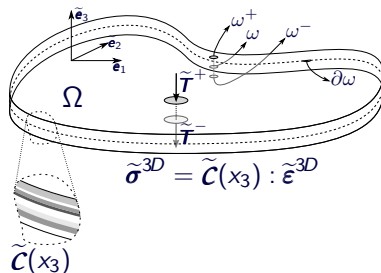
Reissner's approach for a homogeneous plate

The Bending-Gradient plate theory

Application to sandwich panels

The 3D problem

$$\left\{ \begin{array}{ll} \sigma_{ij,j} = 0 & \text{on } \Omega. \\ \sigma_{ij} = C_{ijkl}(x_3)\varepsilon_{kl} & \text{on } \Omega. \\ \sigma_{i3} = T_i^\pm & \text{on } \omega^\pm. \\ \varepsilon_{ij} = \frac{1}{2}(u_{i,j} + u_{j,i}) & \text{on } \Omega. \\ u_i = 0 & \text{on } \partial\omega \times]-h/2, h/2[\end{array} \right.$$



- ▶ Laminated plate
- ▶ Clamped plate
- ▶ Only out-of-plane loading, per unit surface

$$\mathbf{T}^\pm = \frac{\rho_3}{2} \mathbf{e}_3$$

Plate stress and equilibrium equations

► Plate stresses

$$\begin{cases} M_{\alpha\beta}(x_1, x_2) = \int_{-\frac{h}{2}}^{\frac{h}{2}} x_3 \sigma_{\alpha\beta} dx_3 \\ Q_{\alpha}(x_1, x_2) = \int_{-\frac{h}{2}}^{\frac{h}{2}} \sigma_{\alpha 3} dx_3 \end{cases}$$

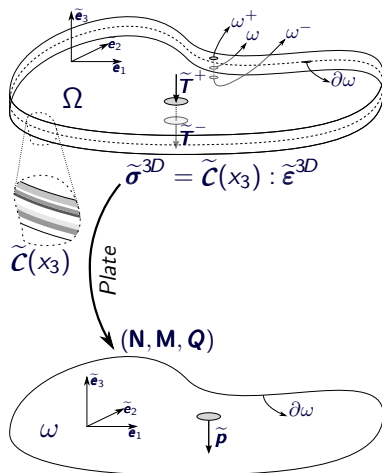


Plate stress and equilibrium equations

► Plate stresses

$$\begin{cases} M_{\alpha\beta}(x_1, x_2) = \int_{-\frac{h}{2}}^{\frac{h}{2}} x_3 \sigma_{\alpha\beta} dx_3 \\ Q_{\alpha}(x_1, x_2) = \int_{-\frac{h}{2}}^{\frac{h}{2}} \sigma_{\alpha 3} dx_3 \end{cases}$$

► Equilibrium equations:

$$\begin{cases} \int_{-\frac{h}{2}}^{\frac{h}{2}} \sigma_{\alpha 3,3} dx_3 \\ \int_{-\frac{h}{2}}^{\frac{h}{2}} x_3 \sigma_{\alpha\beta,\beta} dx_3 \end{cases} \Rightarrow \begin{cases} Q_{\alpha,\alpha} + p_3 = 0 \\ M_{\alpha\beta,\beta} - Q_{\alpha} = 0 \end{cases}$$

Boussinesq (1871); Mindlin (1951)...

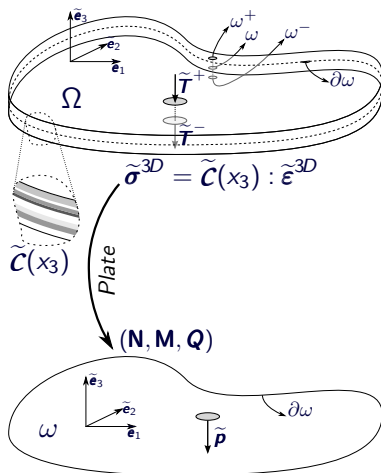


Plate stress and equilibrium equations

► Plate stresses

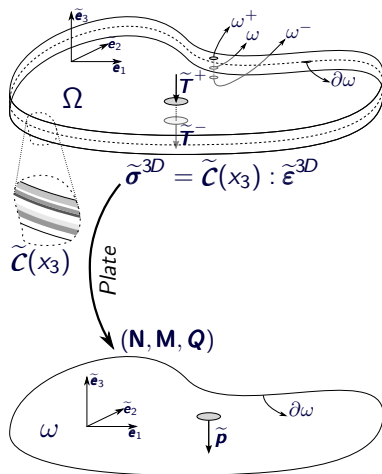
$$\begin{cases} M_{\alpha\beta}(x_1, x_2) = \int_{-\frac{h}{2}}^{\frac{h}{2}} x_3 \sigma_{\alpha\beta} dx_3 \\ Q_{\alpha}(x_1, x_2) = \int_{-\frac{h}{2}}^{\frac{h}{2}} \sigma_{\alpha 3} dx_3 \end{cases}$$

► Equilibrium equations:

$$\begin{cases} \int_{-\frac{h}{2}}^{\frac{h}{2}} \sigma_{\alpha 3,3} dx_3 \\ \int_{-\frac{h}{2}}^{\frac{h}{2}} x_3 \sigma_{\alpha\beta,\beta} dx_3 \end{cases} \Rightarrow \begin{cases} Q_{\alpha,\alpha} + p_3 = 0 \\ M_{\alpha\beta,\beta} - Q_{\alpha} = 0 \end{cases}$$

Boussinesq (1871); Mindlin (1951)...

- $\sigma^{(M)}$: asymptotic expansion
- $\sigma^{(Q)}$: ??



Contents

Folded Cores for sandwich panels

The classical approach for sandwich panels

Basics of the Bending-Gradient theory (Lebée and Sab, 2010)

From 3D to a plate model

Reissner's approach for a homogeneous plate

The Bending-Gradient plate theory

Application to sandwich panels

Reissner's approach for a homogeneous plate

- Bending stress fields (asymptotic expansion: $\varepsilon_{\alpha\beta} = x_3 \kappa_{\alpha\beta}$):

$$\sigma^{(M)} = \frac{12x_3}{h^3} \begin{pmatrix} M_{11} & M_{12} & 0 \\ M_{12} & M_{22} & 0 \\ 0 & 0 & 0 \end{pmatrix}$$

Reissner's approach for a homogeneous plate

- Bending stress fields (asymptotic expansion: $\varepsilon_{\alpha\beta} = x_3 \kappa_{\alpha\beta}$):

$$\sigma^{(M)} = \frac{12x_3}{h^3} \begin{pmatrix} M_{11} & M_{12} & 0 \\ M_{12} & M_{22} & 0 \\ 0 & 0 & 0 \end{pmatrix}$$

- Volume force related to shear forces:

$$\sigma_{ij,j}^{(M)} = \frac{12x_3}{h^3} \begin{pmatrix} M_{1\alpha,\alpha} \\ M_{2\alpha,\alpha} \\ 0 \end{pmatrix} = \frac{12x_3}{h^3} \begin{pmatrix} Q_1 \\ Q_2 \\ 0 \end{pmatrix} = f_i^{(Q)}$$

Reissner's approach for a homogeneous plate

- Bending stress fields (asymptotic expansion: $\varepsilon_{\alpha\beta} = x_3 \kappa_{\alpha\beta}$):

$$\sigma^{(M)} = \frac{12x_3}{h^3} \begin{pmatrix} M_{11} & M_{12} & 0 \\ M_{12} & M_{22} & 0 \\ 0 & 0 & 0 \end{pmatrix}$$

- Volume force related to shear forces:

$$\sigma_{ij,j}^{(M)} = \frac{12x_3}{h^3} \begin{pmatrix} M_{1\alpha,\alpha} \\ M_{2\alpha,\alpha} \\ 0 \end{pmatrix} = \frac{12x_3}{h^3} \begin{pmatrix} Q_1 \\ Q_2 \\ 0 \end{pmatrix} = f_i^{(Q)}$$

- Transverse shear unit-load problem (Reissner, 1945):

$$\begin{cases} \sigma_{ij,j}^{(Q)} + f_i^{(Q)} = 0 \\ \sigma_{i3}^{(Q)} = 0 \text{ on } x_3 = \pm h/2 \end{cases} \Rightarrow \sigma_{ij}^{(Q)} = \frac{3}{2h} \left(1 - \frac{4x_3^2}{h^2} \right) \begin{pmatrix} 0 & 0 & Q_1 \\ 0 & 0 & Q_2 \\ Q_1 & Q_2 & 0 \end{pmatrix}$$



Contents

Folded Cores for sandwich panels

The classical approach for sandwich panels

Basics of the Bending-Gradient theory (Lebée and Sab, 2010)

From 3D to a plate model

Reissner's approach for a homogeneous plate

The Bending-Gradient plate theory

Application to sandwich panels

Revisiting Reissner's approach

- Building the body force imposes the introduction of the full bending gradient:

$f^{(Q)}$ becomes $f^{(R)}$, where: $R_{\alpha\beta\gamma} = M_{\alpha\beta,\gamma}$

Revisiting Reissner's approach

- ▶ Building the body force imposes the introduction of the full bending gradient:

$f^{(Q)}$ becomes $f^{(R)}$, where: $R_{\alpha\beta\gamma} = M_{\alpha\beta,\gamma}$

- ▶ We define the full bending gradient local stress field:

$$\sigma^{BG} = \sigma^{(N)} + \sigma^{(M)} + \sigma^{(R)}$$

Revisiting Reissner's approach

- ▶ Building the body force imposes the introduction of the full bending gradient:

$f^{(Q)}$ becomes $f^{(R)}$, where: $R_{\alpha\beta\gamma} = M_{\alpha\beta,\gamma}$

- ▶ We define the full bending gradient local stress field:

$$\sigma^{BG} = \sigma^{(N)} + \sigma^{(M)} + \sigma^{(R)}$$

- ▶ Mechanical meaning of **R**

$$\begin{cases} Q_1 = R_{111} + R_{122} = M_{11,1} + M_{12,2} \\ Q_2 = R_{121} + R_{222} = M_{21,1} + M_{22,2} \end{cases}$$

Thus:

$R_{111} = M_{11,1}$: Cylindrical Bending part of Q_1

$R_{221} = M_{22,1}$: Pure warping

$R_{121} = M_{12,1}$: Torsion part of Q_2

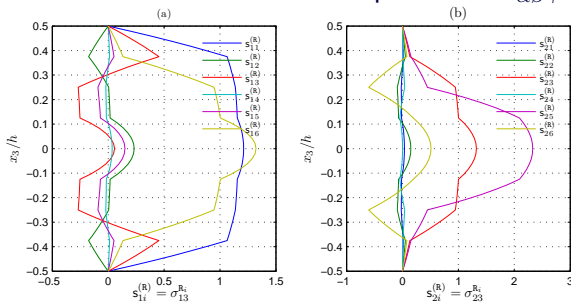
$R_{112} = M_{11,2}$: Pure warping

$R_{222} = M_{22,2}$: Cylindrical Bending part of Q_2

$R_{122} = M_{12,2}$: Torsion part of Q_1

Major features of the Bending-Gradient theory

- Enables the distinction between each component of $R_{\alpha\beta\gamma}$:



- The exact extension of RM model to laminated plates:
 - If the plate is homogeneous, BG is turned into RM model
 - The restriction of the BG to a RM model is not unique (except if homogeneous)
- A successful application to highly anisotropic laminated plates
 - Excellent estimate of transverse shear fields and deflection
 - Local fields converge with slenderness (St Venant Solution)

Contents

Folded Cores for sandwich panels

The classical approach for sandwich panels

Basics of the Bending-Gradient theory (Lebée and Sab, 2010)

Application to sandwich panels

Extension to periodic plates

Justification of the classical approach for sandwich panels

Application to the chevron pattern

Contents

Folded Cores for sandwich panels

The classical approach for sandwich panels

Basics of the Bending-Gradient theory (Lebée and Sab, 2010)

Application to sandwich panels

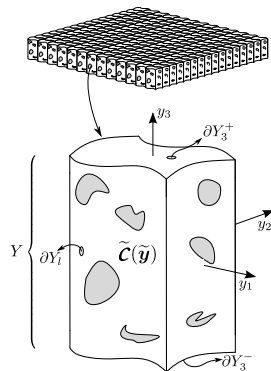
Extension to periodic plates

Justification of the classical approach for sandwich panels

Application to the chevron pattern

Extension to periodic plates

► Unit-cell and average estimates



Extension to periodic plates

- Unit-cell and average estimates
- Bending auxiliary problem (Caillerie, 1984)

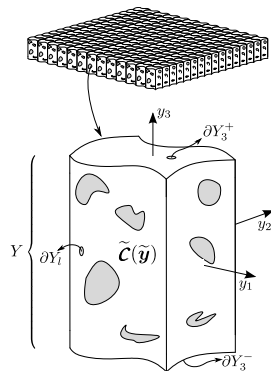
$$\mathcal{P}^{(\kappa)} \left\{ \begin{array}{l} \tilde{\boldsymbol{\sigma}}^{(\kappa)} \cdot \tilde{\nabla} = 0 \\ \tilde{\boldsymbol{\sigma}}^{(\kappa)} = \tilde{\mathbf{C}}(\tilde{\mathbf{y}}) : \tilde{\boldsymbol{\varepsilon}}^{(\kappa)} \\ \tilde{\boldsymbol{\varepsilon}}^{(\kappa)} = y_3 \tilde{\boldsymbol{\kappa}} + \tilde{\nabla} \otimes^s \tilde{\mathbf{u}}^{per} \\ \tilde{\boldsymbol{\sigma}}^{(\kappa)} \cdot \tilde{\mathbf{e}}_3 = 0 \text{ on free faces } \partial Y_3^\pm \\ \tilde{\boldsymbol{\sigma}}^{(\kappa)} \cdot \tilde{\mathbf{n}} \text{ skew-periodic on lateral edge } \partial Y_l \\ \tilde{\mathbf{u}}^{per}(\tilde{\mathbf{y}}) \text{ } (y_1, y_2)\text{-periodic on lateral edge } \partial Y_l \end{array} \right.$$

→ gives:

Localization related to curvature $\boldsymbol{\kappa}$

Bending compliance tensor: $\boldsymbol{\mathcal{d}}$

→ enable the derivation of $\mathbf{f}^{(R)}$



Extension to periodic plates

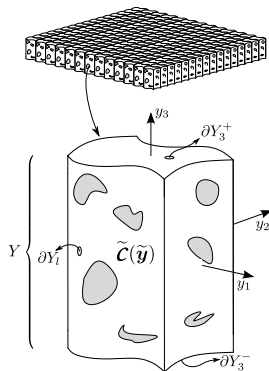
- ▶ Unit-cell and average estimates
- ▶ Bending auxiliary problem (Caillerie, 1984)
- ▶ Shear auxiliary problem

$$\mathcal{P}^{(R)} \left\{ \begin{array}{l} \tilde{\boldsymbol{\sigma}}^{(R)} \cdot \tilde{\nabla} + \tilde{\mathbf{f}}^{(R)}(\tilde{\mathbf{y}}) = 0 \\ \tilde{\boldsymbol{\sigma}}^{(R)} = \tilde{\mathbf{C}}(\tilde{\mathbf{y}}) : (\tilde{\nabla} \otimes^s \tilde{\mathbf{u}}^{(R)}) \\ \tilde{\boldsymbol{\sigma}}^{(R)} \cdot \tilde{\mathbf{e}}_3 = 0 \text{ on free faces } \partial Y_3^\pm \\ \tilde{\boldsymbol{\sigma}}^{(R)} \cdot \tilde{\mathbf{n}} \text{ skew-periodic on lateral edge } \partial Y_l \\ \tilde{\mathbf{u}}^{(R)}(\tilde{\mathbf{y}}) \text{ } (y_1, y_2)\text{-periodic on lateral edge } \partial Y_l \end{array} \right.$$

→ gives:

Localization related to \mathbf{R}

Shear compliance tensor: \mathbb{F}



Contents

Folded Cores for sandwich panels

The classical approach for sandwich panels

Basics of the Bending-Gradient theory (Lebée and Sab, 2010)

Application to sandwich panels

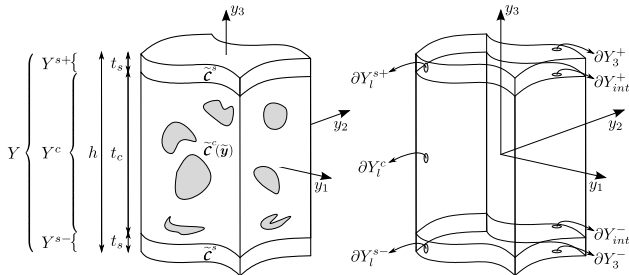
Extension to periodic plates

Justification of the classical approach for sandwich panels

Application to the chevron pattern

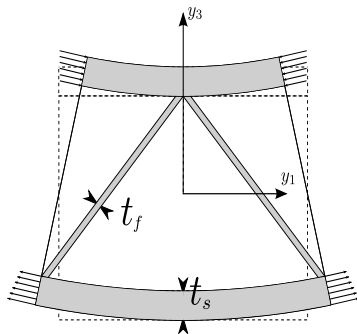
Justification of the classical approach (sandwich theory)

- Divide in 3 layers
(homogeneous skins and heterogeneous core)



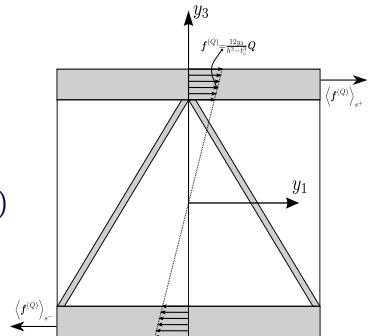
Justification of the classical approach (sandwich theory)

- ▶ Divide in 3 layers
(homogeneous skins and heterogeneous core)
- ▶ Bending auxiliary problem
 - ▶ Contrast assumption $\Leftrightarrow t_f \ll t_s$:
 $\rightarrow t_s/t_f$ Contrast ratio
 - \Rightarrow Skins under traction/compression
 - \Rightarrow Core not involved in Bending stiffness



Justification of the classical approach (sandwich theory)

- ▶ Divide in 3 layers
(homogeneous skins and heterogeneous core)
- ▶ Bending auxiliary problem
- ▶ Shear auxiliary problem
 - ▶ $\tilde{\mathbf{f}}^{(R)}$ becomes $\tilde{\mathbf{f}}^{(Q)}$
 - ▶ The BG is degenerated into RM model
 - ▶ $\tilde{\mathbf{f}}^{(Q)}$ confirms the classical intuition
 - ▶ Proof of the bounds from Kelsey et al. (1958)



Contents

Folded Cores for sandwich panels

The classical approach for sandwich panels

Basics of the Bending-Gradient theory (Lebée and Sab, 2010)

Application to sandwich panels

Extension to periodic plates

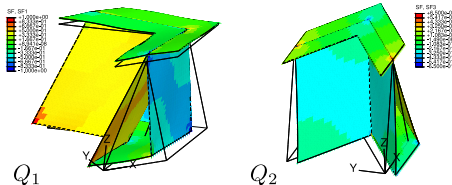
Justification of the classical approach for sandwich panels

Application to the chevron pattern

Application to the chevron pattern

Shear forces
localization $\sigma^{(Q)}$

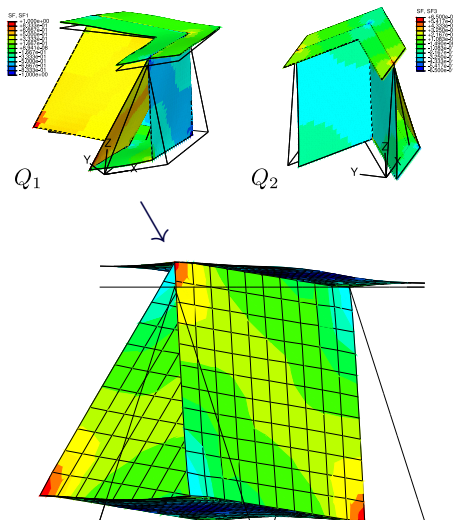
- Overall shearing
of the core



Application to the chevron pattern

Shear forces
localization $\sigma^{(Q)}$

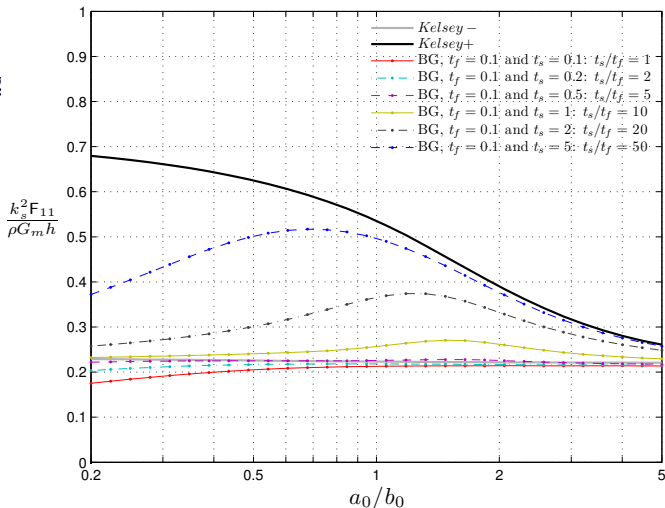
- Overall shearing of the core
- Out-of-plane skins distortion



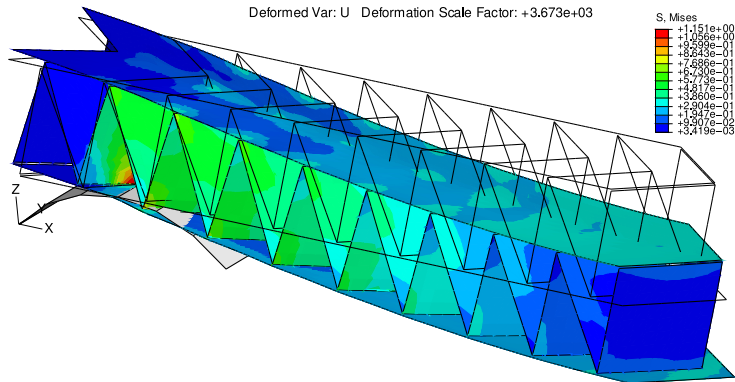
Application to the chevron pattern

Shear forces
localization $\sigma^{(Q)}$

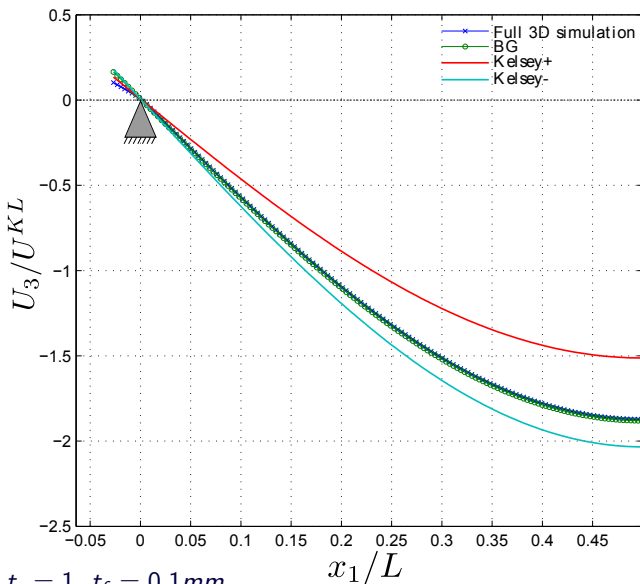
- Overall shearing of the core
- Out-of-plane skins distortion
- Critically influence shear force stiffness



Comparison with full 3D simulation



Comparison with full 3D simulation

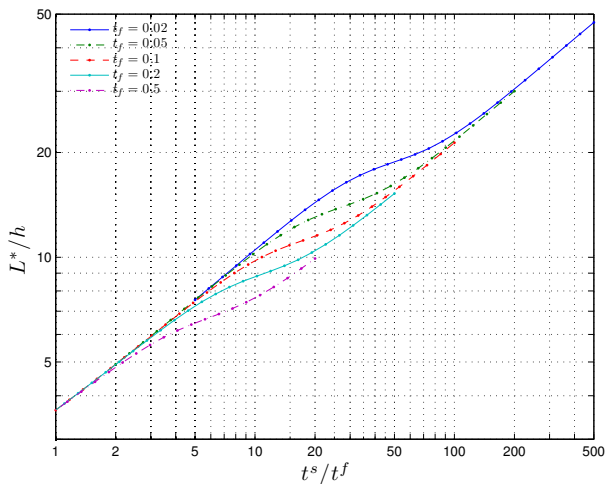


Is skin distorsion really critical?

- mid-span deflection:

$$U_3 = U_3^{KL} \left(1 + \left(\frac{L^*}{L} \right)^2 \right)$$

$$\text{where } L^* = \pi \sqrt{\frac{D_{1111}}{F_{11}}}$$



Is skin distortion really critical?

- mid-span deflection:

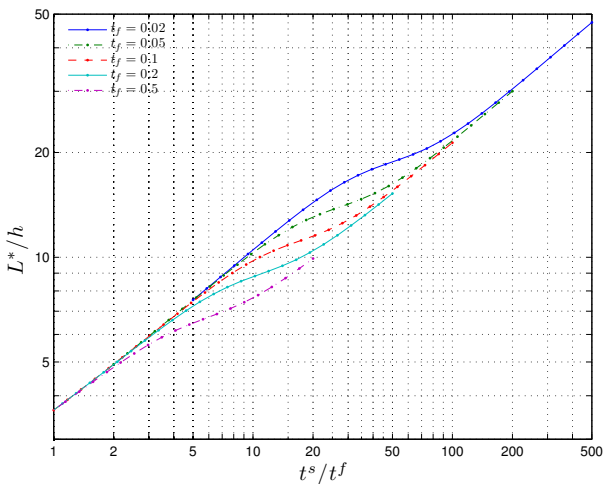
$$U_3 = U_3^{KL} \left(1 + \left(\frac{L^*}{L} \right)^2 \right)$$

$$\text{where } L^* = \pi \sqrt{\frac{\mathcal{D}_{1111}}{F_{11}}}$$

- The shift
“stiff/compliant skins”
occurs for usual contrast
ratios:

$$\frac{t_s}{t_f} = 20 \text{ and } \frac{l}{h} = 20$$

$$\Rightarrow 25\% < \left(\frac{L^*}{L} \right)^2 < 60\%$$



Conclusion

- ▶ Analytical bounds from Kelsey et al. (1958)
 - ▶ usefull (optimization, preliminary design)
 - ▶ but limited (loose bounds): neglects core/skin interaction

Conclusion

- ▶ Analytical bounds from Kelsey et al. (1958)
 - ▶ usefull (optimization, preliminary design)
 - ▶ but limited (loose bounds): neglects core/skin interaction
- ▶ Application of the Bending-Gradient theory to sandwich panels
 - ▶ Quantification of the contrast assumption
 - ▶ The Bending-Gradient is turned into a Reissner-Mindlin
 - ▶ Proof of Kelsey et al. (1958) bounds

Conclusion

- ▶ Analytical bounds from Kelsey et al. (1958)
 - ▶ usefull (optimization, preliminary design)
 - ▶ but limited (loose bounds): neglects core/skin interaction
- ▶ Application of the Bending-Gradient theory to sandwich panels
 - ▶ Quantification of the contrast assumption
 - ▶ The Bending-Gradient is turned into a Reissner-Mindlin
 - ▶ Proof of Kelsey et al. (1958) bounds
- ▶ Application to the chevron pattern
 - ▶ Brings out the critical effect of skin/core interaction

Conclusion

- ▶ Analytical bounds from Kelsey et al. (1958)
 - ▶ usefull (optimization, preliminary design)
 - ▶ but limited (loose bounds): neglects core/skin interaction
- ▶ Application of the Bending-Gradient theory to sandwich panels
 - ▶ Quantification of the contrast assumption
 - ▶ The Bending-Gradient is turned into a Reissner-Mindlin
 - ▶ Proof of Kelsey et al. (1958) bounds
- ▶ Application to the chevron pattern
 - ▶ Brings out the critical effect of skin/core interaction
- ▶ Outlooks
 - ▶ Strength analysis of sandwich panels under shear forces?