



HAL
open science

Water Quality in urban lakes: from continuous monitoring to forecasting. Application to cyanobacteria dynamics in Lake Enghien (France)

Talita Silva, Brigitte Vinçon-Leite, Bruno J. Lemaire, Briac Le Vu, Catherine Quiblier, François Prévot, Catherine Freissinet, Michel Calzas, Yves Degres, Bruno Tassin

► To cite this version:

Talita Silva, Brigitte Vinçon-Leite, Bruno J. Lemaire, Briac Le Vu, Catherine Quiblier, et al.. Water Quality in urban lakes: from continuous monitoring to forecasting. Application to cyanobacteria dynamics in Lake Enghien (France). European Geosciences Union General Assembly 2011, Apr 2011, Viena, Austria. 2011. hal-00674652

HAL Id: hal-00674652

<https://enpc.hal.science/hal-00674652>

Submitted on 27 Feb 2012

HAL is a multi-disciplinary open access archive for the deposit and dissemination of scientific research documents, whether they are published or not. The documents may come from teaching and research institutions in France or abroad, or from public or private research centers.

L'archive ouverte pluridisciplinaire **HAL**, est destinée au dépôt et à la diffusion de documents scientifiques de niveau recherche, publiés ou non, émanant des établissements d'enseignement et de recherche français ou étrangers, des laboratoires publics ou privés.

Water quality in urban lakes: from continuous monitoring to forecasting

Application to cyanobacteria dynamics in Lake Enghien (France)

Silva T.^(1,2), Vinçon-Leite B.⁽¹⁾, Lemaire B.J.⁽²⁾, Le Vu B.^(1,3), Quiblier C.^(4,5), Prévot F.⁽⁶⁾, Freissinet C.⁽⁷⁾, Calzas M.⁽⁸⁾, Dégères Y.⁽⁹⁾, Tassin B.⁽¹⁾

- ⁽¹⁾Université Paris-Est, LEESU UMR MA-102, Ecole des Ponts ParisTech, 77455 Marne-la-Vallée, France
- ⁽²⁾IPGP, LGE UMR 7154, Université Paris Diderot 75205 Paris, France
- ⁽³⁾Université Paris-Est, LEESU UMR MA-102, AgroParisTech, 77455 Marne-la-Vallée, France
- ⁽⁴⁾IRD, LEGOS OMP UMR 5566, 31401 Toulouse, France
- ⁽⁵⁾INRA, UR1515 / EA 4105 Ecosystèmes et Interactions toxiques, 75213 Paris, France
- ⁽⁶⁾Université Paris Diderot, 75013 Paris, France
- ⁽⁷⁾ISOGREAH Consultants, Water and Territorial Service Group, 39130 Echillolles, France
- ⁽⁸⁾CNRS, DT-INSU, 29280 Plouzané, France
- ⁽⁹⁾Inke Electronics, 56700 Hennebont, France

PROLIPHIC Project

The **Proliphyc project** has developed a continuous in-situ monitoring system for cyanobacteria in freshwater ecosystems. It consists in a **measurement buoy** equipped with **meteorological sensors** and immersed probes to measure water quality parameters (see Fig. 1). This system is able to provide a long-term, high-frequency monitoring of lakes and reservoirs. Data set obtained can be used in order (Le Vu et al., 2010):

- 1) To build **lake status indicators** for daily, seasonal and annual water quality assessment and for comparison with other water bodies;
- 2) To collect surveillance data series to observe the **general patterns** of the aquatic ecosystem and to assess **long-term changes**;
- 3) To feed a statistical short-term forecasting model for **early warning** of cyanobacteria blooms;
- 4) To validate a deterministic model of cyanobacteria dynamics which may highlight the **factors controlling blooms**.

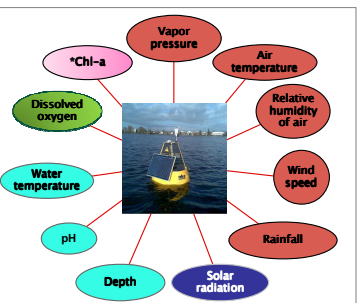


Fig. 1 : PROLIPHIC buoy measured variables (*Chl-a total and 4 phytoplankton groups)

Study site: Lake of Enghien-les-Bains

In 2009, such monitoring system was implemented in Lake Enghien-les-Bains (Paris suburbs, France, see Fig. 2 and Table 1). Lake Enghien is an **urban shallow lake** that plays a significant role in the **stormwater management** of its watershed by storing up to 100,000m³ of rainwater. The lake receives wastewater discharges from inappropriate connections in the stormwater network. This input results in a deterioration of the water quality and the lake is frequently affected by cyanobacteria blooms of *Planktothrix agardhii*, a potentially toxic cyanobacterium (Quiblier et al. 2008).

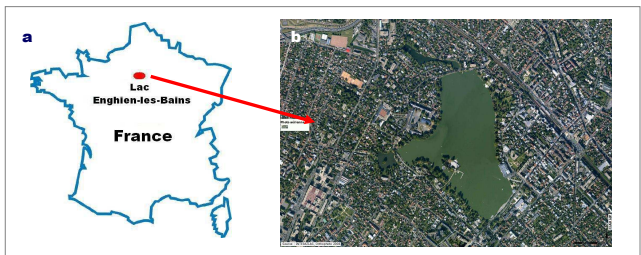


Fig. 2 : Lake Enghien: (a) Location in France, (b) Aerial vue of the lake and its neighbourhood (IAURIF 2008)

Lake				Watershed	
Mean depth	Max. depth	Area	Volume	Area	Population
1.3 m	2.65 m	41 ha	534,000 m ³	54 km ²	~ 200,000 inh.

Table 1: Lake Enghien characteristics

Water quality indicators

The time series can be used to infer indicators of cyanobacteria biomass, useful for lake management strategies. Three indicators, built from the raw time series, were proposed for Lake Enghien (see Fig. 3):

- Water temperature and oxygen saturation rate associated to daily maximal cyanobacteria concentration;
- Cyanobacteria daily variation rate

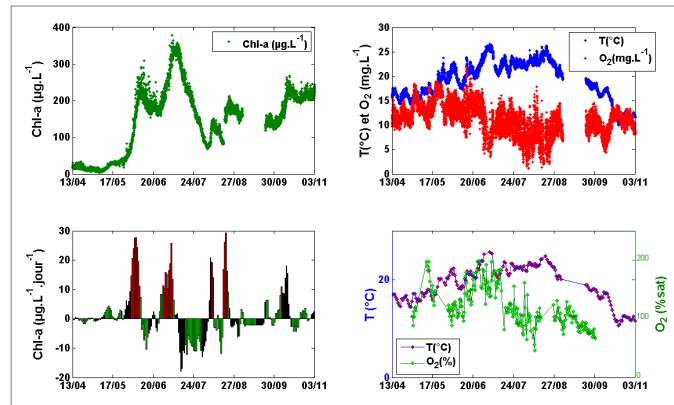


Fig. 3 : Raw data: (a) Chlorophyll-a concentrations (b) Water temperature and O₂ concentration. **Water quality indicators**: (c) Cyanobacteria daily variation rate (d) Water temperature and O₂ saturation related to cyanobacteria daily maxima.

Cyanobacteria modelling

The coupled model **DYRESM-CAEDYM** (DYCD) was used for **deterministic** simulation of cyanobacteria dynamics in Lake Enghien. DYRESM is a one-dimensional numerical model for predicting the vertical distribution of temperature in lakes and reservoirs (Imerito 2007). It was coupled to CAEDYM, the aquatic ecosystem model to simulate cyanobacteria dynamics (Hamilton and Schladow, 1997). The structure of DYCD coupled model is shown on Fig. 4.

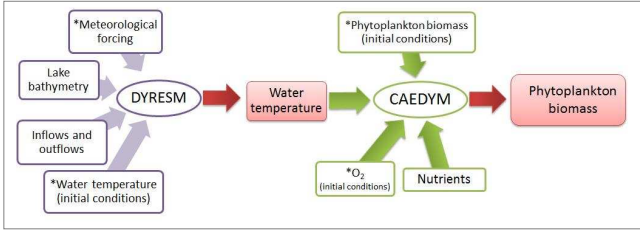


Fig. 4 : Dyresm-Caedym model structure (* Data from Proliphyc buoy)

Parameter calibration was performed with data collected for 15 days (1-16 June 2009) and the validation during a 5-month period (17 June - 29 November 2009). Modelling results are presented for a 14-day period (2 – 15 July), when cyanobacteria biomass increased to the maximal concentration measured in 2009 and then decreased (see Fig. 5.b).

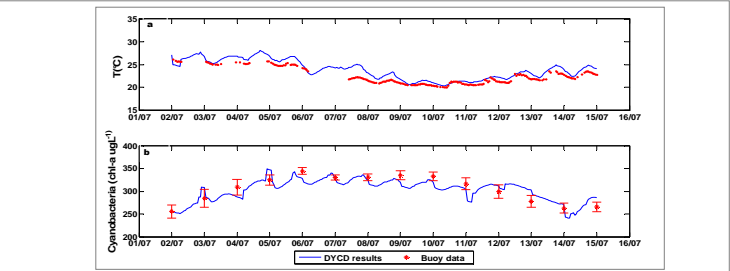


Fig. 5 : Data and modelling results in July 2009: (a) Water temperature and (b) Cyanobacteria. Red dots and error bars indicate the daily means and standard deviations.

Cyanobacteria forecasting

Two modelling approaches aimed at forecasting short-term *P. agardhii* dynamics are presented: the deterministic DYCD model and a neural network model (NNM). DYCD predictive simulation uses weather forecast (© Météo-France) as meteorological forcing (see Fig. 4). The parameter values are those obtained by the 2009 calibration. A recurrent **neural network** (Jeong et al. 2008; Diaconescu 2008) of Non-linear AutoRegressive with eXogenous inputs (NARX) type is applied at a 4-day horizon using:

- Cyanobacteria concentration and water temperature measured in the previous 4 days
- Air temperature forecasted for the next 4 days (© Météo-France)

Values measured from 1st to 30th April 2009 were used for the neural network **learning step**. The forecasting was then performed for successive 4-day periods from May to September 2009, a **continuous learning** being carried out on each previous 4 days. Short-term predictions of cyanobacteria biomass computed by NNM and DYCD for 04-07 July and 11-14 July 2009 are compared on Fig. 6. a and b.

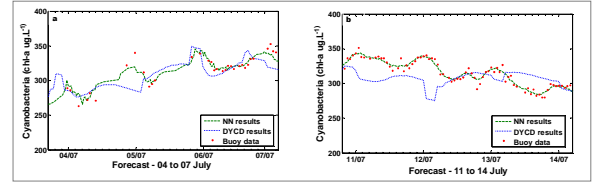


Fig. 6 : NNM and DYCD cyanobacteria forecasting in 2009: (a) 04-07 July (b) 11-14 July

The results of both models showed good agreement with observed values. The NNM performances benefited from the **high frequency** of the measurements. As it is **easier to implement**, it provides for **lake managers** an affordable support for anticipating cyanobacteria blooms.

Conclusion

This **continuous in-situ monitoring and forecasting system** for cyanobacteria in freshwater ecosystems provides high-frequency time series, compulsory for addressing **research issues**. It allows researchers to implement deterministic models of phytoplankton dynamics and **stakeholders** to assess **long-term changes** of the aquatic ecosystem functioning. Moreover, the measured data can be continuously processed to infer daily, seasonal or annual water quality indicators of the lake. Finally, a **statistical short-term forecasting model** can supply a prevision of the cyanobacteria biomass and possibly an **early warning of blooms**. The indicators and the forecasts can be displayed within an **information system** easily reached by the citizens and/or the stakeholders.

Acknowledgements: This work is part of the Proliphyc project (Monitoring System of Phytoplankton Blooms - Application to Cyanobacteria) funded by the ANR-PRECODD program. We wish to acknowledge SIARE and Enghien municipality for their support.

Contact : silvat@leesu.enpc.fr
bvl@leesu.enpc.fr

References:
Diaconescu, A.E. (2008). The use of NARX neural networks to predict chaotic time series. J WSEAS Trans. Comp. Res. 3: 182-191.
Hamilton D. P. and Schladow S. G., 1997. Prediction of water quality in lakes and reservoirs. Part I – Model description. Ecological Modelling, Vol. 96, 1-3, 91-110.
IAURIF (2008). Carte interactives - Photographie aérienne. Institut d'Aménagement et Urbanisme de la Région Ile-de-France. Consulté le 03 mars 2011. <http://sigr.iau-idf.fr/webapps/viaau/>.
Jeong, K.-S., D.-K. Kim, J.-M. Jung, M.-C. Kim & G.-J. Joo. (2008). Non-linear autoregressive modelling by Temporal Recurrent Neural Networks for the prediction of freshwater phytoplankton dynamics. Ecological Modelling 211: 292-300.
Imerito L., (2007). Dynamic Reservoir simulation model DYRESM v4 - Science Manual. Centre for Water Research, University of Western Australia, 50.
Le Vu B., Vinçon-Leite B., Lemaire B., Bensussan N., M. Calzas, Drezén C., Deroubaix J.F., Ecoffier N., Dégères Y., Freissinet C., Gréau A., Humbert J.F., Paolini G., Prévot F., Quiblier C., Riouet E. and Tassin B., 2010. High-frequency monitoring of phytoplankton dynamics within the European Water Framework Directive: Application to metalimnetic cyanobacteria.
Quiblier C., Ecoffier N., Vinçon-leite B., Tassin B., Gréau A., Bensussan N., Briand C. and Prévot F. (2008). Rapport de pré-implantation de la bouée Proliphyc sur le Lac d'Enghien-les-Bains. Projet Proliphyc, Technical report: 21. p